



## **BUDGET REVIEW AGENDA FY 2026-27**

1. May 1, 2026 Current Budget Financial Summary
2. 2026 Budget Priorities
3. Budget Message Review/Highlights
4. FY 2026-27 Capital Items
5. Staffing - FTE's and Changes
6. FY 2026-2031 GF Capital Improvement Program
7. FY 2026-2036 PU Capital Improvement Program
8. Projects – Summary
9. Debt Schedule
10. Pay Plan
11. Fee Schedule
12. Other

<https://www.cityoflenoir.com/budgetproposal>

Committee of the Whole – May 26, 2026, 8:30 a.m.

- Any follow-up budget items
- Regular Department Updates

 <div style="text-align: center;"> <b>City of Lenoir</b>  <b>Financial Summary</b>  <b>As of 4/30/26</b> </div> 					
<b>General Fund</b>					
	<b>2025-2026 Budget</b>	<b>4/30/2026</b>	<b>% of Budget</b>	<b>Change from Previous Year</b>	<b>4/30/2025</b>
Total Revenue	\$ 25,241,845.00	\$ 22,973,101.15	91%	\$ 1,732,890.11	\$ 21,240,211.04
Expenditures	\$ 25,241,845.00	\$ 19,337,393.48	77%	\$ 446,459.62	\$ 18,890,933.86
Over/Under	\$ -	\$ 3,635,707.67		\$ 1,286,430.49	\$ 2,349,277.18
<b>Downtown District</b>					
	<b>2025-2026 Budget</b>	<b>4/30/2026</b>	<b>% of Budget</b>	<b>Change from Previous Year</b>	<b>4/30/2025</b>
Revenues	\$ 271,550.00	\$ 44,452.97	16%	\$ (1,662.99)	\$ 46,115.96
Expenditures	\$ 271,550.00	\$ 239,636.60	88%	\$ (4,706.96)	\$ 244,343.56
Over/Under	\$ -	\$ (195,183.63)		\$ 3,043.97	\$ (198,227.60)
<b>Water/Sewer Fund</b>					
	<b>2025-2026 Budget</b>	<b>4/30/2026</b>	<b>% of Budget</b>	<b>Change from Previous Year</b>	<b>4/30/2025</b>
Revenues	\$ 11,963,721.00	\$ 10,445,422.93	87%	\$ 588,931.88	\$ 9,856,491.05
Expenditures	\$ 11,963,721.00	\$ 8,592,892.52	72%	\$ (741,568.21)	\$ 9,334,460.73
Over/Under	\$ -	\$ 1,852,530.41		\$ 1,330,500.09	\$ 522,030.32



**City of Lenoir**  
**Financial Summary By Department**  
**As of 4/30/26**



General Fund						
	BUDGET	4/30/2026	4/30/2025	Difference	% OF BUDGET	
REVENUE						
PROPERTY TAXES	\$ 11,051,130.00	\$ 11,834,343.42	\$ 10,718,358.29	\$ 1,115,985.13	107%	
SALES TAX	\$ 6,341,600.00	\$ 4,665,519.04	\$ 4,354,287.63	\$ 311,231.41	74%	
FRANCHISE TAX	\$ 2,410,000.00	\$ 1,810,471.50	\$ 1,885,127.79	\$ (74,656.29)	75%	
SOLID WASTE FEE	\$ 1,111,000.00	\$ 938,090.36	\$ 935,513.09	\$ 2,577.27	84%	
OTHER	\$ 4,328,115.00	\$ 3,724,676.83	\$ 3,346,924.24	\$ 377,752.59	86%	
<b>TOTAL</b>	<b>\$ 25,241,845.00</b>	<b>\$ 22,973,101.15</b>	<b>\$ 21,240,211.04</b>	<b>\$ 1,732,890.11</b>	<b>91%</b>	
EXPENDITURES						
LEGISLATIVE	\$ 417,895.00	\$ 214,211.56	\$ 182,259.71	\$ 31,951.85	51%	
ADMINISTRATIVE	\$ 978,543.00	\$ 753,593.69	\$ 828,627.51	\$ (75,033.82)	77%	
FINANCE	\$ 1,045,766.00	\$ 657,052.27	\$ 587,119.46	\$ 69,932.81	63%	
PLANNING	\$ 571,876.00	\$ 511,266.25	\$ 365,733.87	\$ 145,532.38	89%	
POLICE	\$ 8,092,222.00	\$ 6,726,151.92	\$ 6,427,866.54	\$ 298,285.38	83%	
FIRE	\$ 6,265,816.00	\$ 4,356,635.51	\$ 4,196,864.86	\$ 159,770.65	70%	
RECREATION	\$ 1,700,504.00	\$ 1,370,678.99	\$ 1,544,311.45	\$ (173,632.46)	81%	
PUBLIC WORKS						
Administrative	\$ 301,040.00	\$ 299,237.21	\$ 219,766.85	\$ 79,470.36	99%	
Cemetery & Grounds	\$ 1,242,833.00	\$ 1,153,367.67	\$ 1,067,113.83	\$ 86,253.84	93%	
Building Maintenance	\$ 461,039.00	\$ 378,904.16	\$ 426,987.55	\$ (48,083.39)	82%	
Sanitation	\$ 1,531,540.00	\$ 1,209,659.86	\$ 934,507.96	\$ 275,151.90	79%	
Streets	\$ 2,281,934.00	\$ 1,453,332.06	\$ 1,846,114.01	\$ (392,781.95)	64%	
Vehicle Services	\$ 350,837.00	\$ 253,302.33	\$ 263,660.26	\$ (10,357.93)	72%	
<b>TOTAL</b>	<b>\$ 25,241,845.00</b>	<b>\$ 19,337,393.48</b>	<b>\$ 18,890,933.86</b>	<b>\$ 446,459.62</b>	<b>77%</b>	
<b>OVER/UNDER</b>		<b>\$ 3,635,707.67</b>	<b>\$ 2,349,277.18</b>	<b>\$ 1,286,430.49</b>		
Downtown District						
	BUDGET	4/30/2026	4/30/2025	Difference	% OF BUDGET	
<b>TOTAL REVENUES</b>	<b>\$ 271,550.00</b>	<b>\$ 44,452.97</b>	<b>\$ 46,115.96</b>	<b>\$ (1,662.99)</b>	<b>16%</b>	
<b>TOTAL EXPENDITURE</b>	<b>\$ 271,550.00</b>	<b>\$ 239,636.60</b>	<b>\$ 244,343.56</b>	<b>\$ (4,706.96)</b>	<b>88%</b>	
<b>OVER/UNDER</b>		<b>\$ (195,183.63)</b>	<b>\$ (198,227.60)</b>	<b>\$ 3,043.97</b>		
Water/Sewer Fund						
	BUDGET	4/30/2026	4/30/2025	Difference	% OF BUDGET	
REVENUE						
WATER SALES	\$ 7,500,043.00	\$ 6,452,891.53	\$ 6,457,698.96	\$ (4,807.43)	86%	
SEWER SALES	\$ 3,694,678.00	\$ 3,347,344.75	\$ 3,022,555.58	\$ 324,789.17	91%	
CAPITAL RESERVE	\$ 1,300,000.00			\$ -		
OTHER	\$ 769,000.00	\$ 645,186.65	\$ 376,236.51	\$ 268,950.14	84%	
<b>TOTAL REVENUES</b>	<b>\$ 13,263,721.00</b>	<b>\$ 10,445,422.93</b>	<b>\$ 9,856,491.05</b>	<b>\$ 588,931.88</b>	<b>79%</b>	
EXPENDITURES						
ADMIN & ENGINEERING	\$ 563,036.00	\$ 370,880.80	\$ 487,859.56	\$ (116,978.76)	66%	
WATER RESOURCES	\$ 446,702.00	\$ 361,854.74	\$ 352,130.71	\$ 9,724.03	81%	
RHODISS PLANT	\$ 2,717,859.00	\$ 1,634,950.32	\$ 2,539,773.63	\$ (904,823.31)	60%	
WATER DISTRIBUTION	\$ 2,942,820.00	\$ 2,033,096.03	\$ 2,182,753.03	\$ (149,657.00)	69%	
WASTEWATER COLLECTION	\$ 3,126,772.00	\$ 1,858,723.36	\$ 1,123,841.21	\$ 734,882.15	59%	
WASTEWATER PRETREATMENT	\$ 197,139.00	\$ 156,687.30	\$ 142,211.10	\$ 14,476.20	79%	
GUNPOWDER WASTEWATER PL	\$ 899,194.00	\$ 547,722.42	\$ 701,602.68	\$ (153,880.26)	61%	
LOWER CREEK WASTEWATER PL	\$ 2,370,199.00	\$ 1,628,977.55	\$ 1,804,288.81	\$ (175,311.26)	69%	
<b>TOTAL EXPENDITURE</b>	<b>\$ 13,263,721.00</b>	<b>\$ 8,592,892.52</b>	<b>\$ 9,334,460.73</b>	<b>\$ (741,568.21)</b>	<b>65%</b>	
<b>OVER/UNDER</b>		<b>\$ 1,852,530.41</b>	<b>\$ 522,030.32</b>	<b>\$ 1,330,500.09</b>		

# 2026 City Council Priorities

The City of Lenoir City Council developed the following priorities during its February 2026 Council Retreat.

- 1a** Continue efforts to offer competitive compensation and benefits for employees to improve recruitment and retention.
- 1b** Address corridor appearance and empty commercial buildings through continued code enforcement and beautification of public properties.
- 1c** Explore ways to close sidewalk gaps along US 321/Blowing Rock Boulevard by working with North Carolina Department of Transportation (NCDOT) & the Greater Hickory Metropolitan Planning Organization (MPO).
- 4** Continue to develop strategies to attract attainable and affordable housing by promoting the Caldwell County Housing Plan and Living Lenoir 2045 Comprehensive Plan.
- 5** Continue to inform the public about City programs, services, and events, and encourage participation in government.



CITY MANAGER  
SCOTT E. HILDEBRAN



CITY OF LENOIR  
NORTH CAROLINA

MAYOR  
JOSEPH L. GIBBONS

CITY COUNCIL  
J.T. BEAL  
R.C. DELLINGER  
J.I. PERKINS  
R. PRESTWOOD  
K.R. ROGERS  
D.F. STEVENS  
C.D. THOMAS

May 19, 2026

Honorable Mayor Gibbons and Members of the City Council:

Pursuant to Section 159-11 of the North Carolina General Statutes (NCGS), Local Government Budget and Fiscal Control Act, I am pleased to submit the Recommended Fiscal Year (FY) 2026-2027 Budget for your review and consideration. This document provides a financial plan for the upcoming fiscal year and was developed in accordance with the City Council's priorities established in both the February Strategic Planning Retreat and the March Budget Retreat as well as during Council and Departmental meetings held over the past year.

The recommended budget addresses Council's 2026 Priorities including: offering competitive compensation and benefits for recruitment and retention, addressing major corridor appearance and empty commercial buildings through continued code enforcement and beautification of public properties, exploring ways to close sidewalk gaps along US 321/Blowing Rock Boulevard by working with North Carolina Department of Transportation (NCDOT) & the Greater Hickory Metropolitan Planning Organization (MPO), continuing to develop strategies to attract attainable and affordable housing by promoting the Caldwell County Housing Plan and Living Lenoir 2045 Comprehensive Plan, and continuing to inform the public about City programs, services, and events, and encourage participation in government.

The proposed budget considers our current economic challenges such as concerns about rising costs, increasing health and general liability insurance costs, international conflict, tariff-related uncertainty, pending property tax reform, workforce competition, and overall financial market volatility.

A work session to review the Recommended FY 2026-2027 Budget is scheduled to be held on Thursday, May 21, 2026, at 6:00 p.m. and a public hearing on the budget is scheduled on Tuesday, June 2, 2026, at 6:00 p.m.

#### General Fund

The proposed General Fund budget totals \$27,104,230 and is balanced with the property tax rate of 46¢ per \$100 of assessed property value, the same as last year, which was the lowest in 25 years. The budget maintains the current Rescue Readiness Tax Rate of 0.85¢ per \$100 of assessed property value for a total tax rate of 46.85¢ per \$100. All fees and charges remain unchanged.

Nearly 76% of the General Fund's revenue comes from property tax (43%), sales tax (24%), and franchise tax (9%) revenue. The remainder comes from a combination of state-shared revenue, investment earnings, and sales and services. Staff is conservatively projecting revenues based on FY 2024-2025 actual collections for the coming year. The Recommended General Fund Budget includes borrowing for a new 107' ladder quint fire truck utilizing the Rural Economic Development Loan and Grant (REDLG) program with a 7-year, 0% interest rate loan through Blue Ridge Energy. The General Fund budget does not use any fund balance.

### Downtown Municipal Service District

The proposed Downtown Municipal Service District budget totals \$285,875 and is balanced with the current downtown tax rate of 18¢ per \$100 of assessed district property value and with the use of general funds.

### Water and Sewer Fund

The proposed Water and Sewer Fund budget totals \$14,523,270 and includes a 3.75% increase in water and sewer rates which, for a customer with 5,000 gallons of usage per month would be \$2.12 per month. The budget also includes a 5% increase in water and sewer bulk/resale rates. The City has traditionally used the annual Consumer Price Index (CPI) as a gauge and guide when considering increases in water and sewer rates. This year the CPI - Water/Sewer and Trash Collection Services was 4.4% in February of 2026. The increase in water and sewer rates is necessary to maintain current operations, comply with regulations, make system improvements and to allow for increased efficiency and reliability.

As recommended in our Water and Sewer Capital Plan developed by McGill Associates, the Water and Sewer Fund budget utilizes a retained earnings appropriation of \$1,600,000 for capital expenditures.

### Multi-Year Capital Projects

Over the past few years, the City of Lenoir has received substantial funding for multi-year capital projects that take an extended period of time to complete. The funding has been received from a variety of sources - the American Rescue Plan, State-directed appropriations, Community Development Block Grant (CDBG), numerous other grants, and private donations.

These funds will be utilized to complete City Council prioritized capital projects. Some of the projects include more greenway connections and expansions, Fire Department sink-hole repair, Finley Avenue Water Improvements, the Hospital Avenue Sidewalk project, cybersecurity infrastructure, The Campus at the Historic Lenoir High School improvements, Harper Avenue Streetscape Project, Gateway Signs, and the Lenoir-Valdese Water Interconnection. Staff continues to seek grant opportunities and utilize grant funding to accomplish our capital goals.

The proposed operating budget does not specifically allocate any of this funding. Staff will present budget amendments and/or capital project ordinances as funds are obligated for these capital projects. A comprehensive list of projects and funding sources is included in the proposed budget packet for information.

### Budget Highlights

The key components of this budget are:

- Core services are continued with revenue projections estimated in a realistic, conservative manner. The projections include consideration for the continued uncertainties of the future economic environment.
- Employee Compensation: The City, like most employers, is experiencing workforce challenges in the recruitment and retention of employees. City Council and Management continue to recognize that our talented employees are vital to the delivery of quality municipal services and are our most important resource. As the top strategic priority, the budget includes a Cost of Living Adjustment (COLA) of 2.5% for all employees plus \$2,000 added to base pay for all full-time employees and continues to fund the holiday longevity bonus program. The budget funds

the mandated increase in the NC Local Governmental Employees' Retirement System (LGERS) employer contribution rate, effective July 1, 2026. The law enforcement rate will increase from 16.10% to 17.10%, while the non-law enforcement rate will rise from 14.35% to 15.22%. The City's group health insurance premiums will increase by approximately 2%, while maintaining the current plan benefit levels.

- It is proposed to begin a NC 401K Plan contribution match of up to 1% beginning July of 2026 for non-LEO employees. All sworn law enforcement personnel received a state-mandated 5% NC 401K Plan contribution.
- The cost of the City's property and liability insurance will increase by 8% while the workers' compensation insurance will decrease by 6%.
- Overall, the total full-time employee count is reduced by two positions (275 to 273), with one school resource officer being eliminated due to county staffing the position and one full-time aquatics position being eliminated and replaced with additional part-time staff.
- Though the proposed budget fully funds the police telecommunications division, it is anticipated that some, if not all of this division, will be shifted to Caldwell County per our consolidation agreement within the fiscal year.
- The proposed budget includes a new Budget and Financial Analyst position to assist with supporting long-term financial planning, financial forecasting, trend analysis, reporting, analytical and capital project assistance, and procurement. This position would replace the Special Projects Director position due to a re-organization of that position's duties.
- Further, the proposed budget includes a new Fire Fighter III pay grade to provide additional structure to the department's employee development program.
- To assist with employee development, it is recommended increasing the tuition reimbursement program from \$2,200 to \$3,000 per year for course work beginning after July 1, 2026.
- Street Resurfacing: The budget allocates \$430,000, to continue implementation of our Pavement Plan, a \$10,000 increase. The State Powell Bill funding is expected to remain stable in the coming year. In addition, the budget includes \$150,000 in funding for strategic paving for various Council priorities.
- Downtown: Funding is included to support our Downtown Master Plan, to expand downtown decorations, and to add planters.
- Code Enforcement: The budget includes \$103,000 for building demolitions, foreclosures and nuisance and \$34,000 in funding for contracted Western Piedmont Council of Governments (WPCOG) Code Enforcement Services (two days per week/four hours per day) to assist with nuisance and code enforcement for commercial and residential properties in response to the City Council's priorities. There is also \$10,000 in operating funding allocated for additional help with commercial enforcement as well as code revisions and modernization.
- Technology: There is funding for computer and information technology upgrades throughout the organization to enhance and improve operations and security.
- Environmental: The budget continues to fund the outsourcing of management and oversight of our Federal Phase II Stormwater Program to the Western Piedmont Stormwater Partnership.
- The budget funds all debt obligations.

Recommended General Fund capital investments total \$1,649,400, an increase of \$88,675 from FY 2025-2026. Staff will use capital funding for various projects and purchases including:

- Vehicles for various departments
- Equipment upgrades for the Police and Fire Departments
- Sweeper Truck

- Playground Equipment at the Rotary Soccer Complex and Mulberry Recreation Center
- Lenoir Aquatic and Fitness Center improvements

A complete list of General Fund capital items is included in the budget packet.

Recommended Water and Sewer Fund capital investments total \$3,767,500.00 an increase of \$743,500 from the previous year which is primarily due to the purchase of a Vacuum Truck replacement. Water and Sewer Fund capital items include:

- Repairs and renovations at the Water Treatment Plant
- Repairs and improvements for distribution and collections systems
- Replacement pick-up trucks
- Updates and maintenance to the Wastewater Treatment Plants

A complete list of Water and Sewer Fund capital items is included in the budget packet.

Downtown Municipal Service District capital funding totals \$35,000 for additional holiday decorations.

#### Summary

The Recommended FY 2026-2027 Budget is balanced in accordance with State Statutes and attempts to address City Council's goals and priorities for the coming fiscal year. As outlined in the highlights, the proposed budget increases employee compensation and continues to prioritize code enforcement. Staff is currently working to complete the new Living Lenoir 2045 Comprehensive Plan, and the budget allocates more than \$3.7 million for water and sewer capital improvements to maintain the integrity of the system.


The Recommended FY 2026-2027 Budget will allow the City to maintain and enhance current service levels. I want to thank our staff for continuing to find cost savings and maximize resources to accomplish budget initiatives.

I would like to recognize and commend the efforts of Finance Director Donna Bean for her hard work and dedication in the preparation of this budget. Her thoroughness and guidance in the management of our financial operations is greatly appreciated.

Finally, I would also like to express my gratitude to the Department Directors, Team Lenoir, and City Council for your engagement, collaboration, and contributions on this important policy document. Our primary goal, each and every day, via our employee-led customer service initiative, remains to provide "Service Beyond Measure."

Come "Create With Us" in Lenoir!

Respectfully submitted,



Scott E. Hildebran  
City Manager

CITY OF LENOIR  
PROPERTY TAX ESTIMATES  
2025-2026 VALUES vs. 2026-2027 PROJECTIONS

	<u>2025-2026 ASSESSMENTS</u>	<u>2026-2027 PROJECTIONS</u>
Real Value Less Exemptions	\$2,381,222,837	\$2,392,932,200
Business Personal	<u>\$1,040,366,274</u>	<u>\$1,159,388,063</u>
	\$3,421,589,111	\$3,552,320,263
Tax Rate (.0046, .0046)	\$15,739,310	\$16,340,673
Rescue Readiness Tax Rate (.000085, .000085)	\$290,835	\$301,946
Total Tax	\$16,030,145	\$16,642,619
Collection Rate (97.43, 97.1)	<u>\$15,565,271</u>	<u>\$16,159,984</u>
Tax Grant Refund Projection	(\$4,600,000)	(\$4,650,000)
Net Tax Collections	<u>\$10,965,271</u>	<u>\$11,509,984</u>

# THE FY 2026-2027 BUDGET SUMMARY

## TAX & USERS FEE RATES

Property Tax: The fiscal year 2026-2027 proposed tax rate of \$0.46 per \$100 of assessed value is based upon a total real and personal property value of \$3,552,320,263 with a collection rate of 97.1%. For fiscal year 2026-2027, the budget continues to include the Rescue Readiness Tax at a rate of .0085 per \$100 of assessed value. Discounts for early payment will be 2.25% in July and 1.25% in August.

- **Water and Sewer Rates:** Water and Sewer rates are budgeted according to the following schedule:

<b>WATER</b>	
<b>INSIDE CITY LIMITS</b>	
	<b>New Rate</b>
<b>First 1,000 gallons</b>	<b>12.87</b>
<b>Over 1,000 gallons per 1,000</b>	<b>4.06</b>
<b>OUTSIDE CITY LIMITS</b>	
<b>First 1,000 gallons</b>	<b>25.72</b>
<b>Over 1,000 gallons - per 1,000</b>	<b>8.14</b>
<b>Resale Water Rate: per 1,000 gallons</b>	<b>2.75</b>
<b>SEWER</b>	
<b>INSIDE CITY LIMITS</b>	
	<b>New Rate</b>
<b>First 1,000 gallons</b>	<b>11.27</b>
<b>Over 1,000 gallons - per 1,000</b>	<b>4.77</b>
<b>OUTSIDE CITY LIMITS</b>	
<b>First 1,000 gallons</b>	<b>22.56</b>
<b>Over 1,000 gallons - per 1,000</b>	<b>9.56</b>
<b>Resale Sewer Rate - per 1,000 gallons</b>	<b>4.78</b>

## MAJOR FY 2026-2027 CAPITAL EXPENSES

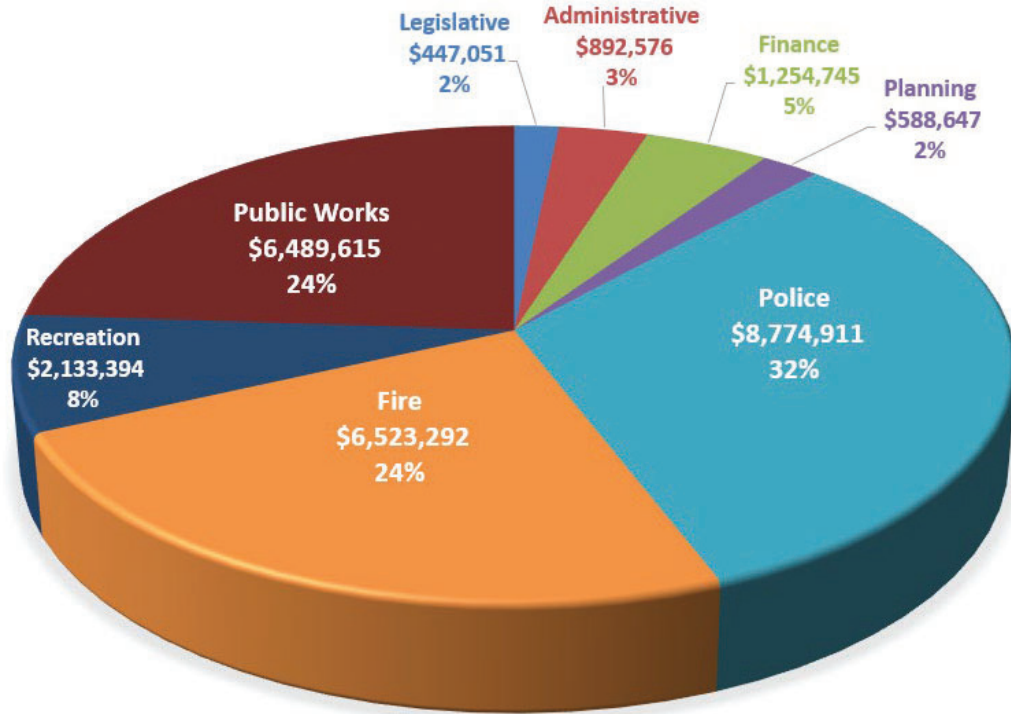
- Building Maintenance
- Vehicles and Equipment
- Water and Sewer Improvements
- Infrastructure

## KEY OPERATIONAL GOALS

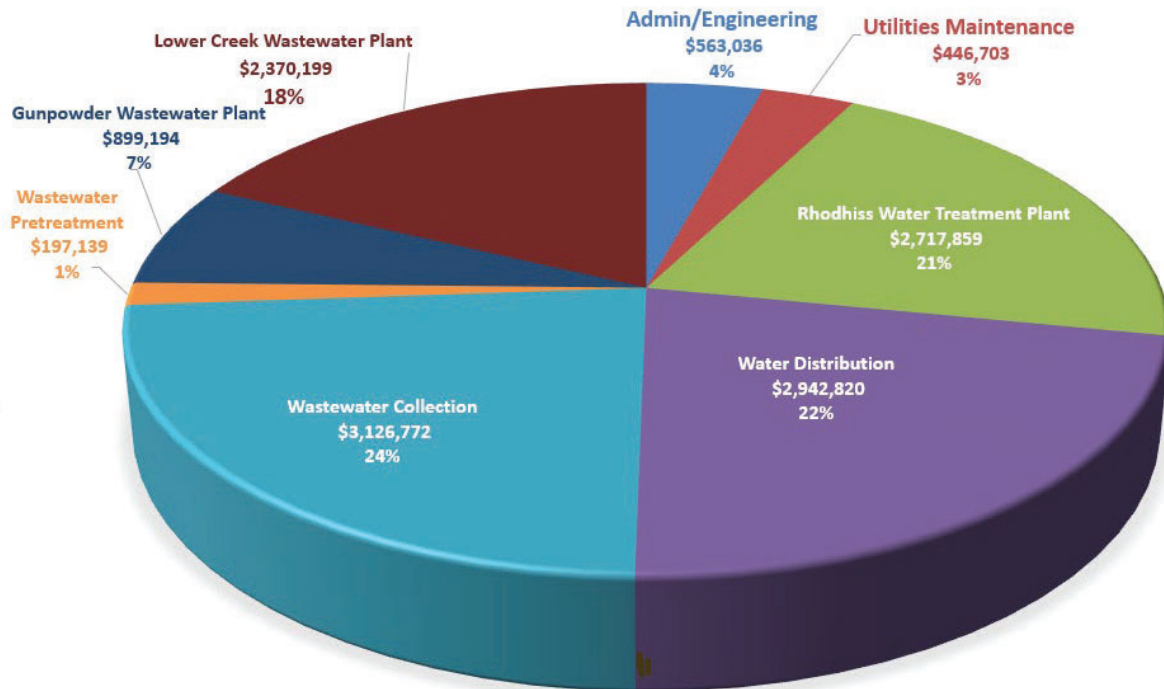
- Continue to evaluate salaries
- Focus on economic development activities
- Focus on maintaining the fund balance for the General Fund
- Focus on maintaining the retained earnings for the Water & Sewer Fund

## Expenditures by Function

### General Fund



### Water and Sewer Fund



**Water Rate Comparisons**  
**5,000 Gallons Usage Per Month**  
**FY 2026**

Source: Published FY26 Utility Rates Sheets

March 11, 2026

<b>System</b>	<b>Water</b>	<b>Sewer</b>	<b>Total</b>
Lexington	\$51.02	\$70.18	\$121.20
Siler City	\$58.90	\$61.03	\$119.93
Thomasville	\$40.38	\$60.69	\$101.07
Cherryville	\$49.50	\$49.50	\$99.00
Boone	\$49.75	\$49.15	\$98.90
Granite Falls	\$42.95	\$50.16	\$93.11
Taylorsville	\$45.50	\$45.50	\$91.00
Newton	\$39.20	\$51.72	\$90.92
Statesville	\$34.70	\$56.04	\$90.74
Shelby	\$32.13	\$50.44	\$82.57
Two Rivers Utilities **(Gastonia)	\$33.51	\$46.46	\$79.97
Blowing Rock	\$39.38	\$39.38	\$78.76
Lincolnton	\$29.99	\$46.97	\$76.96
Valdese	\$48.00	\$23.85	\$71.85
Conover	\$30.63	\$40.71	\$71.34
North Wilkesboro	\$31.98	\$36.45	\$68.43
Hickory	\$29.31	\$39.06	\$68.37
Lenoir	\$28.08	\$29.26	\$57.34
North Wilkesboro	\$31.33	\$25.97	\$57.30
Morganton	\$18.20	\$37.58	\$55.78
Forest City	\$24.60	\$25.43	\$50.03

**CITY OF LENOIR  
GENERAL FUND CIP  
2026-2027 BUDGET YEAR**

Department	Qty	General Fund	Amount	Department Totals
Vehicle Services	1	Clean, Repair & Paint Bulk Fuel Tanks	26,250.00	
	Total	Vehicle Services		26,250.00
Police Patrol	4	Departmental Vehicles	280,000.00	
Police Patrol	4	Firing Range Management	6,000.00	
Police Patrol	5	Taser (Rotation)	16,700.00	
Police Patrol	10	Weapon Replacement (P365) + (P320)	24,250.00	
Police Patrol	1	Automated Fingerprint ID System (AFIS)	32,000.00	
Police Patrol	1	Crew Cab Side by Side	42,000.00	
Police Patrol		Total Capital Budget Police		
	Total	Police Patrol		400,950.00
Fire	22	Ballistic Vest	20,000.00	
Fire	5/10	SCBA/PPE Replacement	200,000.00	
Fire	1	Equipment Replacement	50,000.00	
Fire	1	Electronic Upgrades	5,000.00	
	Total	Fire		275,000.00
Streets	1	Backhoe	148,000.00	
	Total	Streets		148,000.00
Sanitation	1	Street Sweeper	400,000.00	
	Total	Sanitation		400,000.00
Aquatic Center	1	Aquatic Center Equipment Upgrade	21,000.00	
Aquatic Center	1	Playground Equipment-Rotary Soccer Complex	35,000.00	
Aquatic Center	1	Aquatic Center Filtration System Replacement	48,200.00	
Aquatic Center	1	Aquatic Center Dehumidifier	250,000.00	
	Total	Aquatic Center		354,200.00
Mulberry Rec	1	Playground Equipment-Mulberry Rec.	35,000.00	
	Total	Mulberry Rec		35,000.00
Parks & Public Properties	16	Downtown Planters	10,000.00	
	Total	Parks & Public Properties		10,000.00
		<b>General Fund Grand Total</b>		<b>1,649,400.00</b>

Department	Qty	Downtown District	Amount	Department Totals
Downtown District	1	Holiday/Christmas Decorations for Downtown	35,000.00	
		<b>Downtown District Grand Total</b>		<b>35,000.00</b>

Department	Qty	Enterprise Fund	Amount	Department Totals
Rhodhiss Plant	1	Rhodhiss Arc Flash Study	35,500.00	
Rhodhiss Plant	1	Floculator Arm Rebuild	80,000.00	
Rhodhiss Plant	1	Clean Sediment Out of Lagoon	250,000.00	
Rhodhiss Plant	1	Water Plant Remodeling/Updates	50,000.00	
Rhodhiss Plant	3	Three Actuated Filter Waste Valves	34,500.00	
Rhodhiss Plant	1	Anthracite and Slurry for Filter Renew	35,000.00	
Rhodhiss Plant	1	Clearwell Baffles	15,000.00	
Rhodhiss Plant	1	Retrofit Cahaj's Switchgear	430,000.00	
Rhodhiss Plant	1	Replacement Pump for Hudson Elevated Tank	28,000.00	
Rhodhiss Plant	1	Spare Backwash Pump	25,000.00	
Rhodhiss Plant	1	Water/ Sewer Line Extension	100,000.00	
	Total	Rhodhiss Plant		1,083,000.00
Distribution	1	Divisional Valve Replacements	100,000.00	
Distribution	1	Joyceton Water Improvements	95,000.00	
Distribution	1	4500 Service Truck	75,000.00	
Distribution	1	Backhoe	185,000.00	
Distribution	3	1500 Pickup Trucks	239,000.00	
	Total	Distribution		694,000.00
Admin and Engineering	1	Public Services Furniture Update	25,000.00	
	Total	Admin & Engineering		25,000.00
Collections	1	Lift Station Maintenance/Upgrades	50,000.00	
Collections	1	Extend Sewer System / Easement Acquisition	78,000.00	
Collections	1	Boxwood St Sewer Relocation	350,000.00	
Collections	1	Manhole Improvements	210,000.00	
Collections	1	Collections Flow Monitoring for I & I	50,000.00	
Collections	1	Vacuum Truck	794,000.00	
	Total	Collections		1,532,000.00
Pretreatment	1	Pickup Truck	65,000.00	
		Pre-Treatment		65,000.00
Gunpowder Treatment Plt	1	Gunpowder Creek Arc Flash Study	26,000.00	
	Total	Gunpowder Treatment Plt		26,000.00
Lower Creek Treatment Plt	1	Lower Creek Arc Flash Study	32,500.00	
Lower Creek Treatment Plt	2	Two portable generators	110,000.00	
Lower Creek Treatment Plt	1	Update Grit System at Lower Creek	200,000.00	
	Total	Lower Creek Treatment Plt		342,500.00
		<b>Enterprise Fund Grand Total</b>		<b>3,767,500.00</b>

## STAFFING BY POSITION TYPE/DEPARTMENT

DEPARTMENT/ POSITION TYPE	FY2025-2026 AUTHORIZED POSITIONS	CURRENT EMPLOYMENT 5/8/2026	FY2026-2027 REQUESTED POSITIONS	FY2026-2027 RECOMMENDED POSITIONS
<b>4120 Administration</b>				
Full-time	6	5	5	5
Part-time	0	0	0	0
<b>4920 Main Street</b>				
Full-time	2	2	2	2
Part-time	0	0	0	0
<b>4130 Finance</b>				
Full-time	10	8	11	11
Part-time	2	3	0	0
<b>4910 Planning</b>				
Full-time	4	4	4	4
Part-time	0	0	0	0
<b>4340 Fire Admin.</b>				
Full-time	6	4	6	6
Part-time	0	0	0	0
<b>4341 Suppression</b>				
Full-time	51	47	51	51
Part-time	3	2	3	3
<b>4342 Fire Training</b>				
Full-time	1	1	1	1
Part-time	2	0	2	2

DEPARTMENT/ POSITION TYPE	FY2025-2026 AUTHORIZED POSITIONS	CURRENT EMPLOYMENT 5/8/2026	FY2026-2027 REQUESTED POSITIONS	FY2026-2027 RECOMMENDED POSITIONS
<b>4310 Police Support</b>				
Full-time	30	18	17	17
Part-time	16	21	16	16
<b>4311 Police Detectives</b>				
Full-time	12	12	12	12
Part-time	0	0	0	0
<b>4312 Police Patrol</b>				
Full-time	33	38	45	45
Part-time	0	0	0	0
<b>4740 Cemeteries</b>				
Full-time	6	5	6	6
Part-time	0	0	0	0
<b>4250 Vehicles Services</b>				
Full-time	5	5	5	5
Part-time	0	0	0	0
<b>4510 Street Administration</b>				
Full-time	2	2	2	2
Part-time	0	0	0	0
<b>4511 Street Maintenance</b>				
Full-time	11	11	11	11
Part-time	0	0	0	0
<b>4512 Street Traffic</b>				
Full-time	2	2	2	2
Part-time	0	0	0	0

DEPARTMENT/ POSITION TYPE	FY2025-2026 AUTHORIZED POSITIONS	CURRENT EMPLOYMENT 5/8/2026	FY2026-2027 REQUESTED POSITIONS	FY2026-2027 RECOMMENDED POSITIONS
<b>4710 Sanitation Residential</b>				
Full-time	13	12	13	13
Part-time	1	1	1	1
<b>4260 Building Maintenance</b>				
Full-time	6	6	6	6
Part-time	0	0	0	0
<b>4270 PW Admin. &amp; Eng.</b>				
Full-time	2	1	2	2
Part-time	0	0	0	0
<b>7130 Water Treatment Plant</b>				
Full-time	9	9	9	9
Part-time	0	1	0	0
<b>7142 Gunpowder</b>				
Full-time	1	1	1	1
Part-time	0	0	0	0
<b>7143 Lower Creek</b>				
Full-time	11	10	11	11
Part-time	1	1	1	1
<b>7141 Wastewater Pretreat.</b>				
Full-time	3	3	3	3
Part-time	0	0	0	0
<b>7132 Water Resources</b>				
Full-time	5	5	5	5
Part-time	0	0	0	0
<b>7133 Water Res. Admin.</b>				
Full-time	3	2	3	3

DEPARTMENT/ POSITION TYPE	FY2025-2026 AUTHORIZED POSITIONS	CURRENT EMPLOYMENT 5/8/2026	FY2026-2027 REQUESTED POSITIONS	FY2026-2027 RECOMMENDED POSITIONS
<b>7131 Water Distribution</b>				
Full-time	11	11	11	11
Part-time	1	1	1	1
<b>7140 WW Collection</b>				
Full-time	8	7	8	8
Part-time	1	0	1	1
<b>6120 Recreation</b>				
Full-time	3	3	3	3
Part-time	25	22	22	22
<b>6121 Aquatic/Fitness Center</b>				
Full-time	6	4	5	5
Part-time	29	33	33	33
<b>6122 Mulberry</b>				
Full-time	2	2	2	2
Part-time	6	6	6	6
<b>6123 MLK Center</b>				
Full-time	3	2	3	3
Part-time	2	1	1	1
<b>6130 Parks/Grounds</b>				
Full-time	8	8	8	8
Part-time	0	0	0	0
<b>TOTAL</b>				
Full-time	275	250	273	273
Part-time	89	92	87	87

CITY OF LENOIR  
GENERAL FUND CIP  
2026-2027 BUDGET YEAR

	Total Project Cost	Funding from Other Source	Remaining	2026-2027	2027-2028	2028-2029	2029-2030	2030-2031
<b>PUBLIC WORKS</b>								
<b>OPERATING BUDGET</b>								
Greenway	\$ 200,000.00	\$ -	\$ 200,000.00	\$ -	\$ 50,000.00	\$ 50,000.00	\$ 50,000.00	\$ 50,000.00
Resurfacing	\$ 2,190,000.00	\$ -	\$ 2,190,000.00	\$ 430,000.00	\$ 430,000.00	\$ 440,000.00	\$ 440,000.00	\$ 450,000.00
Strategic Paving -Hospital Ave.	\$ 150,000.00	\$ -	\$ 150,000.00	\$ 150,000.00	\$ -	\$ -	\$ -	\$ -
Strategic Paving -Subdivisions-2" Base-Heritage Hill	\$ 25,000.00	\$ -	\$ 25,000.00	\$ -	\$ -	\$ 25,000.00	\$ -	\$ -
Strategic Paving -Subdivisions-2" Base-Parkview	\$ 75,500.00	\$ -	\$ 75,500.00	\$ -	\$ -	\$ 37,750.00	\$ 37,750.00	\$ -
Strategic Paving -Subdivisions-2" Base-Summerhill	\$ 93,750.00	\$ -	\$ 93,750.00	\$ -	\$ 937,700.00	\$ -	\$ -	\$ -
Total Operating Funds Public Works	\$ 2,734,250.00	\$ -	\$ 3,578,200.00	\$ 580,000.00	\$ 1,417,700.00	\$ 552,750.00	\$ 527,750.00	\$ 500,000.00
<b>CAPITAL BUDGET</b>								
54" Standup Mower (1)-Parks & Public Properties	\$ 15,000.00	\$ -	\$ 15,000.00	\$ -	\$ -	\$ 15,000.00	\$ -	\$ -
Additional Fencing at Parks & Public Properties Building	\$ 7,000.00	\$ -	\$ 7,000.00	\$ -	\$ 7,000.00	\$ -	\$ -	\$ -
Asphalt Roller-Streets	\$ 25,000.00	\$ -	\$ 25,000.00	\$ -	\$ 25,000.00	\$ -	\$ -	\$ -
Automated Garbage Truck (2)-Solid Waste	\$ 820,000.00	\$ -	\$ 820,000.00	\$ -	\$ -	\$ 410,000.00	\$ -	\$ 410,000.00
Automated Leaf Collection Truck-Solid Waste	\$ 300,000.00	\$ -	\$ 300,000.00	\$ -	\$ 300,000.00	\$ -	\$ -	\$ -
Backhoe (2)-Streets	\$ 148,000.00	\$ -	\$ 148,000.00	\$ 148,000.00	\$ -	\$ -	\$ -	\$ -
Backhoe-Building Maintenance	\$ 162,500.00	\$ -	\$ 162,500.00	\$ -	\$ -	\$ -	\$ -	\$ 162,500.00
Bucket Truck-Building Maintenance	\$ 145,000.00	\$ -	\$ 145,000.00	\$ -	\$ -	\$ -	\$ 145,000.00	\$ -
Building Addition to Parks & Public Properties Building	\$ 92,000.00	\$ -	\$ 92,000.00	\$ -	\$ -	\$ -	\$ -	\$ 92,000.00
Building Maintenance-(3) 7' Truck Mount Snow Plows	\$ 17,000.00	\$ -	\$ 17,000.00	\$ -	\$ 17,000.00	\$ -	\$ -	\$ -
Cemetery Vehicle Replacements	\$ 128,000.00	\$ -	\$ 128,000.00	\$ -	\$ 64,000.00	\$ -	\$ 64,000.00	\$ -
Clean & Paint Main Garage	\$ 6,070.00	\$ -	\$ 6,070.00	\$ -	\$ 6,070.00	\$ -	\$ -	\$ -
Clean & Paint Tire Bay	\$ 8,550.00	\$ -	\$ 8,550.00	\$ -	\$ 8,550.00	\$ -	\$ -	\$ -
Clean, Repair & Paint Bulk Fuel Tanks	\$ 26,250.00	\$ -	\$ 26,250.00	\$ 26,250.00	\$ -	\$ -	\$ -	\$ -
DEF Storage Facility	\$ 6,000.00	\$ -	\$ 6,000.00	\$ -	\$ 6,000.00	\$ -	\$ -	\$ -
Downtown Planters-Horticulture (16)	\$ 10,000.00	\$ -	\$ 10,000.00	\$ 10,000.00	\$ -	\$ -	\$ -	\$ -
Dump Truck-1 Ton 4x4 Parks and Public Properties	\$ 65,000.00	\$ -	\$ 65,000.00	\$ -	\$ -	\$ 65,000.00	\$ -	\$ -
Epoxy Floor in Garage	\$ 70,000.00	\$ -	\$ 70,000.00	\$ -	\$ -	\$ -	\$ -	\$ 70,000.00
Forklift-Building Maintenance	\$ 26,000.00	\$ -	\$ 26,000.00	\$ -	\$ -	\$ 26,000.00	\$ -	\$ -
Horticulture UTV-Parks & Public Properties	\$ 36,000.00	\$ -	\$ 36,000.00	\$ -	\$ 36,000.00	\$ -	\$ -	\$ -
Kercher Sidewalk Sweeper for Downtown & Greenway Cleaning	\$ 195,000.00	\$ -	\$ 195,000.00	\$ -	\$ -	\$ -	\$ 195,000.00	\$ -
Light Duty Truck 1/2 ton 4 WD-Streets	\$ 120,000.00	\$ -	\$ 120,000.00	\$ -	\$ 60,000.00	\$ 60,000.00	\$ -	\$ -
Light Duty Truck 1/2 ton 4 WD-Vehicle Services	\$ 45,000.00	\$ -	\$ 45,000.00	\$ -	\$ -	\$ 45,000.00	\$ -	\$ -
Pole Shed at Broyhill Walking Park-Parks & Public Properties	\$ 60,000.00	\$ -	\$ 60,000.00	\$ -	\$ -	\$ 60,000.00	\$ -	\$ -
Pre-Fab Greenhouse 10'x16'-Parks & Public Properties	\$ 9,000.00	\$ -	\$ 9,000.00	\$ -	\$ 9,000.00	\$ -	\$ -	\$ -
Public Works Restroom Facilities-Floors and Walls	\$ 36,650.00	\$ -	\$ 36,650.00	\$ -	\$ 36,650.00	\$ -	\$ -	\$ -
Public Works Restroom Facilities-Partitions and Fixtures	\$ 25,100.00	\$ -	\$ 25,100.00	\$ -	\$ 25,100.00	\$ -	\$ -	\$ -
Public Works-Window Replacement	\$ 75,000.00	\$ -	\$ 75,000.00	\$ -	\$ -	\$ 75,000.00	\$ -	\$ -
Salt Spreader-Streets	\$ 10,000.00	\$ -	\$ 10,000.00	\$ -	\$ 10,000.00	\$ -	\$ -	\$ -
Scissor/Boom Lift-Building Maintenance	\$ 80,000.00	\$ -	\$ 80,000.00	\$ -	\$ -	\$ 80,000.00	\$ -	\$ -
Service Truck-Build. Maint. (2)	\$ 128,000.00	\$ -	\$ 128,000.00	\$ -	\$ 64,000.00	\$ -	\$ 64,000.00	\$ -
Service Truck w/Crane-Streets-Sign Truck	\$ 125,000.00	\$ -	\$ 125,000.00	\$ -	\$ -	\$ 125,000.00	\$ -	\$ -
Single Axle Dump Truck-Streets (4)	\$ 680,000.00	\$ -	\$ 680,000.00	\$ -	\$ 170,000.00	\$ 170,000.00	\$ 170,000.00	\$ 170,000.00
Skid Steer Loader-Streets	\$ 110,000.00	\$ -	\$ 110,000.00	\$ -	\$ -	\$ 110,000.00	\$ -	\$ -
Snow Plow-Streets	\$ 9,500.00	\$ -	\$ 9,500.00	\$ -	\$ 9,500.00	\$ -	\$ -	\$ -
SKAG Stand-On Blower for Greenway Maintenance	\$ 12,000.00	\$ -	\$ 12,000.00	\$ -	\$ -	\$ -	\$ 12,000.00	\$ -
Street Sweeper-Street and Sanitation	\$ 400,000.00	\$ -	\$ 400,000.00	\$ 400,000.00	\$ -	\$ -	\$ -	\$ -
Swap Loader Truck-Solid Waste	\$ 350,000.00	\$ -	\$ 350,000.00	\$ -	\$ -	\$ 175,000.00	\$ -	\$ 175,000.00
Toro Infield Groomer-Parks & Public Properties	\$ 40,000.00	\$ -	\$ 40,000.00	\$ -	\$ -	\$ 40,000.00	\$ -	\$ -
Tractor-Loader-Cemeteries	\$ 60,000.00	\$ -	\$ 60,000.00	\$ -	\$ -	\$ 60,000.00	\$ -	\$ -

CITY OF LENOIR  
GENERAL FUND CIP  
2026-2027 BUDGET YEAR

	Total Project Cost	Funding from Other Source	Remaining	2026-2027	2027-2028	2028-2029	2029-2030	2030-2031
Tractor w/Cab and Loader-Building Maintenance	\$ 50,715.00	\$ -	\$ 50,715.00	\$ -	\$ -	\$ -	\$ 50,715.00	\$ -
Travel Vehicle-Vehicle Services	\$ 40,000.00	\$ -	\$ 40,000.00	\$ -	\$ -	\$ 40,000.00	\$ -	\$ -
Turf Tank Robot-Field Painter -Parks & Public Properties	\$ 18,000.00	\$ -	\$ 18,000.00	\$ -	\$ -	\$ 18,000.00	\$ -	\$ -
UTV Attachments/Plow-Cemeteries	\$ 6,000.00	\$ -	\$ 6,000.00	\$ -	\$ 6,000.00	\$ -	\$ -	\$ -
Vehicle Service Addition/Enclosure	\$ 20,000.00	\$ -	\$ 20,000.00	\$ -	\$ -	\$ 20,000.00	\$ -	\$ -
Ventrac Pro 4 Wheel-Grapple & Dump attach.-Parks & Public Properties	\$ 33,700.00	\$ -	\$ 33,700.00	\$ -	\$ -	\$ 33,700.00	\$ -	\$ -
Wheeled Loader	\$ 275,000.00	\$ -	\$ 275,000.00	\$ -	\$ -	\$ -	\$ 275,000.00	\$ -
Zero Turn Mowers (4)-Parks & Public Properties	\$ 76,000.00	\$ -	\$ 76,000.00	\$ -	\$ 19,000.00	\$ 19,000.00	\$ 19,000.00	\$ 19,000.00
Zero-Turn Mower 60" Cemeteries (2)	\$ 51,000.00	\$ -	\$ 51,000.00	\$ -	\$ 17,000.00	\$ 17,000.00	\$ -	\$ 17,000.00
<b>Total Capital Budget Public Works</b>	<b>\$ 5,254,035.00</b>	<b>\$ -</b>	<b>\$ 5,254,035.00</b>	<b>\$ 584,250.00</b>	<b>\$ 895,870.00</b>	<b>\$ 1,663,700.00</b>	<b>\$ 994,715.00</b>	<b>\$ 1,115,500.00</b>
<b>OTHER FUNDING SOURCES</b>								
RTP Grant-Greenway OVNHT	\$ 312,500.00	\$ 250,000.00	\$ 62,500.00	\$ 62,500.00	\$ -	\$ -	\$ -	\$ -
Arrowood St. Bridge	\$ 834,000.00	\$ 834,000.00	\$ -	\$ -	\$ -	\$ -	\$ -	\$ -
Greenway Expansions & Upgrades-State Allocation & APR Funds	\$ 1,496,991.00	\$ 1,247,994.00	\$ 248,997.00	\$ 248,997.00	\$ -	\$ -	\$ -	\$ -
Greenway LAPP Project	\$ 2,168,000.00	\$ -	\$ -	\$ -	\$ -	\$ -	\$ -	\$ -
<b>Total Other Funding Sources Public Works</b>	<b>\$ 4,811,491.00</b>	<b>\$ 4,499,994.00</b>	<b>\$ 311,497.00</b>	<b>\$ 311,497.00</b>	<b>\$ -</b>	<b>\$ -</b>	<b>\$ -</b>	<b>\$ -</b>
<b>Grand Total Public Works</b>	<b>\$ 12,799,776.00</b>	<b>\$ 4,499,994.00</b>	<b>\$ 9,143,732.00</b>	<b>\$ 1,475,747.00</b>	<b>\$ 2,313,570.00</b>	<b>\$ 2,216,450.00</b>	<b>\$ 1,522,465.00</b>	<b>\$ 1,615,500.00</b>
<b>FIRE</b>								
<b>CAPITAL BUDGET</b>								
Ballistic Vest	\$ 60,000.00	\$ -	\$ 60,000.00	\$ 20,000.00	\$ 20,000.00	\$ 20,000.00	\$ -	\$ -
Battalion Chief Vehicle Replacement	\$ 150,000.00	\$ -	\$ 150,000.00	\$ -	\$ 75,000.00	\$ -	\$ 75,000.00	\$ -
Electronic Upgrades	\$ 25,000.00	\$ -	\$ 25,000.00	\$ 5,000.00	\$ 5,000.00	\$ 5,000.00	\$ 5,000.00	\$ 5,000.00
Engine 1 Replacement	\$ 1,800,000.00	\$ 1,800,000.00	\$ -	\$ -	\$ -	\$ -	\$ -	\$ -
Engine 3 Replacement	\$ 1,200,000.00	\$ -	\$ 1,200,000.00	\$ -	\$ -	\$ -	\$ -	\$ 1,200,000.00
Equipment Replacement	\$ 150,000.00	\$ -	\$ 150,000.00	\$ 50,000.00	\$ 25,000.00	\$ 25,000.00	\$ 25,000.00	\$ 25,000.00
QRV Replacement	\$ 150,000.00	\$ -	\$ 150,000.00	\$ -	\$ -	\$ 75,000.00	\$ -	\$ 75,000.00
SCBA/PPE Replacement	\$ 1,000,000.00	\$ -	\$ 1,000,000.00	\$ 200,000.00	\$ 200,000.00	\$ 200,000.00	\$ 200,000.00	\$ 200,000.00
Station 1 and 2 PVA Repairs	\$ 120,000.00	\$ -	\$ 120,000.00	\$ -	\$ 60,000.00	\$ 60,000.00	\$ -	\$ -
Station 1 and 2 Upgrades	\$ 3,000,000.00	\$ -	\$ 3,000,000.00	\$ -	\$ 1,000,000.00	\$ 2,000,000.00	\$ -	\$ -
<b>Total Capital Budget Fire</b>	<b>\$ 7,655,000.00</b>	<b>\$ 1,800,000.00</b>	<b>\$ 5,855,000.00</b>	<b>\$ 275,000.00</b>	<b>\$ 1,385,000.00</b>	<b>\$ 2,385,000.00</b>	<b>\$ 305,000.00</b>	<b>\$ 1,505,000.00</b>
<b>OTHER FUNDING SOURCES</b>								
Sink hole	\$ 2,574,000.00	\$ 1,123,843.00	\$ 1,450,157.00	\$ 1,450,157.00	\$ -	\$ -	\$ -	\$ -
<b>Total Other Funding Sources Fire</b>	<b>\$ 2,574,000.00</b>	<b>\$ 1,123,843.00</b>	<b>\$ 1,450,157.00</b>	<b>\$ 1,450,157.00</b>	<b>\$ -</b>	<b>\$ -</b>	<b>\$ -</b>	<b>\$ -</b>
<b>Grand Total Fire</b>	<b>\$ 10,229,000.00</b>	<b>\$ 2,923,843.00</b>	<b>\$ 7,305,157.00</b>	<b>\$ 1,725,157.00</b>	<b>\$ 1,385,000.00</b>	<b>\$ 2,385,000.00</b>	<b>\$ 305,000.00</b>	<b>\$ 1,505,000.00</b>
<b>POLICE</b>								
<b>CAPITAL BUDGET</b>								
Departmental Vehicles (4)	\$ 1,400,000.00	\$ -	\$ 1,400,000.00	\$ 280,000.00	\$ 280,000.00	\$ 280,000.00	\$ 280,000.00	\$ 280,000.00
Automated Fingerprint ID System (AFIS)	\$ 32,000.00	\$ -	\$ 32,000.00	\$ 32,000.00	\$ -	\$ -	\$ -	\$ -
Conference Room Remodel	\$ 21,000.00	\$ -	\$ 21,000.00	\$ -	\$ 21,000.00	\$ -	\$ -	\$ -
Crew Cab Side by Side	\$ 42,000.00	\$ -	\$ 42,000.00	\$ 42,000.00	\$ -	\$ -	\$ -	\$ -
Crime Mapping Software	\$ 2,500.00	\$ -	\$ 2,500.00	\$ -	\$ 2,500.00	\$ -	\$ -	\$ -
Document Scanner and Storage	\$ 79,195.00	\$ -	\$ 79,195.00	\$ -	\$ 79,195.00	\$ -	\$ -	\$ -
Evidence Tracking System	\$ 31,500.00	\$ -	\$ 31,500.00	\$ -	\$ -	\$ 31,500.00	\$ -	\$ -
Firing Range Management	\$ 30,000.00	\$ -	\$ 30,000.00	\$ 6,000.00	\$ 6,000.00	\$ 6,000.00	\$ 6,000.00	\$ 6,000.00
Firing Range Road Surfacing	\$ 42,000.00	\$ -	\$ 42,000.00	\$ -	\$ -	\$ 42,000.00	\$ -	\$ -
Getac BWC Rotation (10) (EOL org 55 replacements 2030)	\$ 92,000.00	\$ -	\$ 92,000.00	\$ -	\$ 23,000.00	\$ 23,000.00	\$ 23,000.00	\$ 23,000.00
Hallway Floor Renovations-Upstairs/Downstairs	\$ 55,000.00	\$ -	\$ 55,000.00	\$ -	\$ 55,000.00	\$ -	\$ -	\$ -
LD-1 Armored ATV	\$ 67,500.00	\$ -	\$ 67,500.00	\$ -	\$ -	\$ -	\$ 67,500.00	\$ -

**CITY OF LENOIR  
GENERAL FUND CIP  
2026-2027 BUDGET YEAR**

	Total Project Cost	Funding from Other Source	Remaining	2026-2027	2027-2028	2028-2029	2029-2030	2030-2031
Locker Room Shower Column	\$ 11,000.00	\$ -	\$ 11,000.00	\$ -	\$ 11,000.00	\$ -	\$ -	\$ -
Office Remodel	\$ 29,400.00	\$ -	\$ 29,400.00	\$ -	\$ 29,400.00	\$ -	\$ -	\$ -
Parking Lot Resurfacing	\$ 124,000.00	\$ -	\$ 124,000.00	\$ -	\$ -	\$ 124,000.00	\$ -	\$ -
Parking Lot Sealing	\$ 27,500.00	\$ -	\$ 27,500.00	\$ -	\$ 27,500.00	\$ -	\$ -	\$ -
Patrol Ballistic Helmets (Due 2030)	\$ 25,000.00	\$ -	\$ 25,000.00	\$ -	\$ -	\$ -	\$ -	\$ 25,000.00
Patrol e-Bike	\$ 5,200.00	\$ -	\$ 5,200.00	\$ -	\$ 5,200.00	\$ -	\$ -	\$ -
Patrol Plate Carrier	\$ 35,000.00	\$ -	\$ 35,000.00	\$ -	\$ -	\$ -	\$ 35,000.00	\$ -
Personnel Transport Vehicle	\$ 63,000.00	\$ -	\$ 63,000.00	\$ -	\$ -	\$ 63,000.00	\$ -	\$ -
Portable Walkies Dual Band Replacement	\$ 535,400.00	\$ -	\$ 535,400.00	\$ -	\$ 535,400.00	\$ -	\$ -	\$ -
SRT Ballistic Vests (Due 2030)	\$ 72,000.00	\$ -	\$ 72,000.00	\$ -	\$ -	\$ -	\$ -	\$ 72,000.00
Taser (Rotation) X 5	\$ 83,500.00	\$ -	\$ 83,500.00	\$ 16,700.00	\$ 16,700.00	\$ 16,700.00	\$ 16,700.00	\$ 16,700.00
Weapon Replacement (P365) + (P320) X 10	\$ 121,250.00	\$ -	\$ 121,250.00	\$ 24,250.00	\$ 24,250.00	\$ 24,250.00	\$ 24,250.00	\$ 24,250.00
<b>Total Capital Budget Police</b>	<b>\$ 3,026,945.00</b>	<b>\$ -</b>	<b>\$ 3,026,945.00</b>	<b>\$ 400,950.00</b>	<b>\$ 1,116,145.00</b>	<b>\$ 610,450.00</b>	<b>\$ 452,450.00</b>	<b>\$ 446,950.00</b>
<b>Grand Total Police</b>	<b>\$ 3,026,945.00</b>	<b>\$ -</b>	<b>\$ 3,026,945.00</b>	<b>\$ 400,950.00</b>	<b>\$ 1,116,145.00</b>	<b>\$ 610,450.00</b>	<b>\$ 452,450.00</b>	<b>\$ 446,950.00</b>
<b>ADMINISTRATION</b>								
<b>OPERATING BUDGET</b>								
ADA Transition Plan Implementation	\$ 125,000.00	\$ -	\$ 125,000.00	\$ 25,000.00	\$ 25,000.00	\$ 25,000.00	\$ 25,000.00	\$ 25,000.00
Total Operating Budget Administration	\$ 125,000.00	\$ -	\$ 125,000.00	\$ 25,000.00	\$ 25,000.00	\$ 25,000.00	\$ 25,000.00	\$ 25,000.00
<b>Grand Total Administration</b>	<b>\$ 125,000.00</b>	<b>\$ -</b>	<b>\$ 125,000.00</b>	<b>\$ 25,000.00</b>	<b>\$ 25,000.00</b>	<b>\$ 25,000.00</b>	<b>\$ 25,000.00</b>	<b>\$ 25,000.00</b>
<b>TECHNOLOGY INFRASTRUCTURE</b>								
<b>OPERATING BUDGET</b>								
Computers, Telephone Upgrades & Software	\$ 125,000.00	\$ -	\$ 125,000.00	\$ 25,000.00	\$ 25,000.00	\$ 25,000.00	\$ 25,000.00	\$ 25,000.00
Servers	\$ 50,000.00	\$ -	\$ 50,000.00	\$ 10,000.00	\$ 10,000.00	\$ 10,000.00	\$ 10,000.00	\$ 10,000.00
Total Operating Budget Technology Infrastructure	\$ 175,000.00	\$ -	\$ 175,000.00	\$ 35,000.00	\$ 35,000.00	\$ 35,000.00	\$ 35,000.00	\$ 35,000.00
<b>Grand Total Technology Infrastructure</b>	<b>\$ 175,000.00</b>	<b>\$ -</b>	<b>\$ 175,000.00</b>	<b>\$ 35,000.00</b>	<b>\$ 35,000.00</b>	<b>\$ 35,000.00</b>	<b>\$ 35,000.00</b>	<b>\$ 35,000.00</b>
<b>PARKS AND RECREATION</b>								
<b>CAPITAL BUDGET</b>								
Aquatic Center Ceiling Replacement	\$ 75,000.00	\$ -	\$ 75,000.00	\$ -	\$ -	\$ 75,000.00	\$ -	\$ -
Aquatic Center Dehumidifier	\$ 250,000.00	\$ -	\$ 250,000.00	\$ 250,000.00	\$ -	\$ -	\$ -	\$ -
Aquatic Center Equipment Upgrade	\$ 21,000.00	\$ -	\$ 21,000.00	\$ 21,000.00	\$ -	\$ -	\$ -	\$ -
Aquatic Center Filtration System Replacement	\$ 48,200.00	\$ -	\$ 48,200.00	\$ 48,200.00	\$ -	\$ -	\$ -	\$ -
Dog Park	\$ 70,000.00	\$ -	\$ 70,000.00	\$ -	\$ -	\$ -	\$ 70,000.00	\$ -
IT Upgrades @ All Parks and Facilities	\$ 20,000.00	\$ -	\$ 20,000.00	\$ -	\$ 5,000.00	\$ 5,000.00	\$ 5,000.00	\$ 5,000.00
MLK Playground Improvements	\$ 30,000.00	\$ -	\$ 30,000.00	\$ -	\$ -	\$ -	\$ -	\$ 30,000.00
Mulberry Recreation Digital Marquee	\$ 17,750.00	\$ -	\$ 17,750.00	\$ -	\$ 17,750.00	\$ -	\$ -	\$ -
Outdoor Pool Cover for Aquatic Center	\$ 23,000.00	\$ -	\$ 23,000.00	\$ -	\$ 23,000.00	\$ -	\$ -	\$ -
Parks Vehicle	\$ 100,000.00	\$ -	\$ 100,000.00	\$ -	\$ 25,000.00	\$ 25,000.00	\$ 25,000.00	\$ 25,000.00
Playground Equipment-Rotary Soccer Complex	\$ 35,000.00	\$ -	\$ 35,000.00	\$ 35,000.00	\$ -	\$ -	\$ -	\$ -
Playground Equipment-Mulberry Rec.	\$ 35,000.00	\$ -	\$ 35,000.00	\$ 35,000.00	\$ -	\$ -	\$ -	\$ -
Renovation to Mulberry Recreation Center	\$ 275,000.00	\$ -	\$ 275,000.00	\$ -	\$ 137,500.00	\$ 137,500.00	\$ -	\$ -
JE Broyhill Park Playground Equipment	\$ 35,000.00	\$ -	\$ 35,000.00	\$ -	\$ 35,000.00	\$ -	\$ -	\$ -
Skate Park Updates	\$ 25,000.00	\$ -	\$ 25,000.00	\$ -	\$ -	\$ -	\$ 25,000.00	\$ -
Splash Play Area @ Mulberry	\$ 350,000.00	\$ -	\$ 350,000.00	\$ -	\$ -	\$ -	\$ -	\$ 350,000.00
West End Park Improvements	\$ 10,000.00	\$ -	\$ 10,000.00	\$ -	\$ 10,000.00	\$ -	\$ -	\$ -
<b>Total Capital Funds Parks and Recreation</b>	<b>\$ 1,419,950.00</b>	<b>\$ -</b>	<b>\$ 1,419,950.00</b>	<b>\$ 389,200.00</b>	<b>\$ 253,250.00</b>	<b>\$ 242,500.00</b>	<b>\$ 125,000.00</b>	<b>\$ 410,000.00</b>
<b>OTHER FUNDING SOURCES</b>								
LHS Campus Improvements	\$ 5,834,316.00	\$ 3,257,380.00	\$ 2,576,936.00	\$ 1,288,468.00	\$ 1,288,468.00	\$ -	\$ -	\$ -
Total Other Funding Sources Parks and Recreation	\$ 5,834,316.00	\$ 3,257,380.00	\$ 2,576,936.00	\$ 1,288,468.00	\$ 1,288,468.00	\$ -	\$ -	\$ -
<b>Grand Total Parks and Recreation</b>	<b>\$ 7,254,266.00</b>	<b>\$ 3,257,380.00</b>	<b>\$ 3,996,886.00</b>	<b>\$ 1,677,668.00</b>	<b>\$ 1,541,718.00</b>	<b>\$ 242,500.00</b>	<b>\$ 125,000.00</b>	<b>\$ 410,000.00</b>

CITY OF LENOIR  
GENERAL FUND CIP  
2026-2027 BUDGET YEAR

	Total Project Cost	Funding from Other Source	Remaining	2026-2027	2027-2028	2028-2029	2029-2030	2030-2031
<b>PLANNING</b>								
<b>CAPITAL BUDGET</b>								
Used Code Enforcement Vehicle	\$ 35,000.00	\$ -	\$ 35,000.00	\$ -	\$ 35,000.00	\$ -	\$ -	\$ -
<b>Total Capital Budget Planning</b>	<b>\$ 35,000.00</b>	<b>\$ -</b>	<b>\$ 35,000.00</b>	<b>\$ -</b>	<b>\$ 35,000.00</b>	<b>\$ -</b>	<b>\$ -</b>	<b>\$ -</b>
Grand Total Planning	\$ 35,000.00	\$ -	\$ 35,000.00	\$ -	\$ 35,000.00	\$ -	\$ -	\$ -
<b>MAIN STREET</b>								
<b>CAPITAL BUDGET</b>								
Holiday/Christmas Decorations for Downtown	\$ 35,000.00	\$ -	\$ 35,000.00	\$ 35,000.00	\$ -	\$ -	\$ -	\$ -
<b>Total Capital Budget Main Street</b>	<b>\$ 35,000.00</b>	<b>\$ -</b>	<b>\$ 35,000.00</b>	<b>\$ 35,000.00</b>	<b>\$ -</b>	<b>\$ -</b>	<b>\$ -</b>	<b>\$ -</b>
<b>OTHER FUNDING SOURCES</b>								
Downtown Signalization Improv.-Two Way Streets	\$ 1,470,000.00	\$ 300,000.00	\$ 1,170,000.00	\$ -	\$ 585,000.00	\$ 585,000.00	\$ -	\$ -
Pavilion and City Buildings-State Allocation	\$ 4,000,000.00	\$ 500,000.00	\$ 3,500,000.00	\$ -	\$ 1,750,000.00	\$ 1,750,000.00	\$ -	\$ -
<b>Total Other Funding Sources Main Street</b>	<b>\$ 5,470,000.00</b>	<b>\$ 800,000.00</b>	<b>\$ 4,670,000.00</b>	<b>\$ -</b>	<b>\$ 2,335,000.00</b>	<b>\$ 2,335,000.00</b>	<b>\$ -</b>	<b>\$ -</b>
Grand Total Main Street	\$ 5,505,000.00	\$ 800,000.00	\$ 4,705,000.00	\$ 35,000.00	\$ 2,335,000.00	\$ 2,335,000.00	\$ -	\$ -
Grand Total Operating Budget	\$ 368,700.00	\$ -	\$ 368,700.00	\$ 60,000.00	\$ 95,000.00	\$ 93,700.00	\$ 60,000.00	\$ 60,000.00
<b>Grand Total Capital Budget</b>	<b>\$ 17,425,930.00</b>	<b>\$ 1,800,000.00</b>	<b>\$ 15,625,930.00</b>	<b>\$ 1,684,400.00</b>	<b>\$ 3,685,265.00</b>	<b>\$ 4,901,650.00</b>	<b>\$ 1,877,165.00</b>	<b>\$ 3,477,450.00</b>
Grand Total Other Funding Sources	\$ 18,689,807.00	\$ 9,681,217.00	\$ 9,008,590.00	\$ 3,050,122.00	\$ 3,623,468.00	\$ 2,335,000.00	\$ -	\$ -
Grand Total CIP	\$ 36,484,437.00	\$ 11,481,217.00	\$ 25,003,220.00	\$ 4,794,522.00	\$ 7,403,733.00	\$ 7,330,350.00	\$ 1,937,165.00	\$ 3,537,450.00

**Table 1  
City of Lenoir Water and Sewer Fund  
Capital Improvements Plan - 2026**

**Water Improvements**

Project Number	Project Description	10-Yr CIP Cost	Current 2026	Year 1 2027	Year 2 2028	Year 3 2029	Year 4 2030	Year 5 2031	Year 6 2032	Year 7 2033	Year 8 2034	Year 9 2035	Year 10 2036	Years 11+
<b>Vehicles and Equipment</b>														
7130	Water Treatment Vehicles and Equipment	1,150,000	192,000	638,000	187,000	49,000								
7131	Distribution System Vehicles and Equipment	881,000	313,000	599,000	110,000	172,000								
7132	Water Resources Vehicles and Equipment	-												
7133	Water Admin/Engineering Vehicles and Equipment	25,000	50,000	25,000										
<b>Subtotal - Water Vehicles and Equipment</b>		<b>2,056,000</b>	<b>555,000</b>	<b>1,262,000</b>	<b>297,000</b>	<b>221,000</b>	<b>220,000</b>	<b>228,000</b>	<b>236,000</b>	<b>244,000</b>	<b>253,000</b>	<b>262,000</b>	<b>271,000</b>	<b>1,355,000</b>
<b>Distribution System</b>														
1	Finley Water System Improvements	2,491,360	6,948,640	2,491,360										
2	Major Pressure Reducing Valve Vault	370,000			370,000									
3	Joyceton Water Improvements	95,000		95,000										
4	US321 Mt Herman Rd - Betterments	140,000			140,000									
5	Hudson Waterline Relocation 321 Pine Mtn Rd Betterments	190,000			190,000									
6	Valdese Water System Interconnect	25,000,000		17,000,000	8,000,000									
7	Morganton Blvd Water Line - Phase 1	1,000,000		1,000,000										
8	Whitnel Transmission Line Replacement - to Sawmills	11,700,000							11,700,000					
9	Walt Arney Road Water Line Replacement	660,000				660,000								
10	Harrisburg Drive Water Connections	550,000				550,000								
11	Harper Water Line Replcement	220,000				220,000								
12	Pleasant Hill Road Water Improvements	1,880,000									1,880,000			
13	Whitnel-Cajahs Water Pump Station	2,450,000							2,450,000					
14	Lead Service Line Replacements - Phase 3	-	1,000,000											-
15	Whitnel Transmission Line Replacement - to Whitnel	-												20,400,000
16	Hwy 18 (Mgt Blvd) Water Line Upgrade	-												4,210,000
17	Hudson Area Water Improvements	-												11,480,000
18	Hickory-Granite Falls-Lenoir Interconnection	-												35,610,000
<b>Water Treatment</b>														
19	Sedimentation Basin Repairs	1,480,000			160,000					1,320,000				
20	Residual Systems Upgrade	2,340,000			2,340,000									
21	Add 3rd Whitnel Finished Water Pump and VFD	1,000,000			1,000,000									
22	Retrofit Cahah's Switchgear	430,000		430,000										
23	Trac-Vac System	1,540,000						1,540,000						
24	Add 3rd Raw Water Pump and VFD	1,330,000						1,330,000						
25	Filter Valve Upgrades	1,900,000						1,900,000						
26	Finished Water Pump Station Upgrades	1,330,000						1,330,000						
27	Backwash Supply Improvements	370,000						370,000						
28	Operations Building Upgrades	2,150,000						2,150,000						
29	Clearwell Baffles	15,000		15,000										
30	Clearwell Replacement	-												5,290,000
31	Water Treatment Plant Expansion - 18MGD	-												77,700,000
32	Generator and Electrical System Loop	-												4,040,000
<b>Subtotal - Water Infrastructure Improvements</b>		<b>60,631,360</b>	<b>7,948,640</b>	<b>21,031,360</b>	<b>12,200,000</b>	<b>1,430,000</b>	<b>-</b>	<b>8,620,000</b>	<b>14,150,000</b>	<b>1,320,000</b>	<b>1,880,000</b>	<b>-</b>	<b>-</b>	<b>158,730,000</b>
<b>10-Yr CIP: Water Improvements FY27-36</b>		<b>64,125,360</b>	<b>8,503,640</b>	<b>22,293,360</b>	<b>12,497,000</b>	<b>1,651,000</b>	<b>220,000</b>	<b>8,848,000</b>	<b>14,386,000</b>	<b>1,564,000</b>	<b>2,133,000</b>	<b>262,000</b>	<b>271,000</b>	<b>160,085,000</b>

  Capital Project funded or patially funded using external source(s). Grants, Direct Allocation, etc.  
  Capital Project funded or patially funded using debt issue(s)  
  Capital Project funded or patially funded using State Revolving Funds

**Table 1  
City of Lenoir Water and Sewer Fund  
Capital Improvements Plan - 2026**

**Wastewater Improvements**

Project Number	Project Description	10-Yr CIP Cost	Current 2026	Year 1 2027	Year 2 2028	Year 3 2029	Year 4 2030	Year 5 2031	Year 6 2032	Year 7 2033	Year 8 2034	Year 9 2035	Year 10 2036	Years 11+
<b>Vehicles and Equipment</b>														
7140	Collection System Vehicles and Equipment	1,637,000	-	894,000	-	111,000								
7141	Wastewater PreTreatment Vehicles and Equipment	-	-	65,000										
7142	GPC Wastewater Treatment Vehicles and Equipment	26,000	15,000	26,000	-	-								
7143	LC Wastewater Treatment Vehicles and Equipment	342,500	225,000	342,500	-	-								
<b>Subtotal - Wastewater Vehicles and Equipment</b>		<b>2,330,500</b>	<b>240,000</b>	<b>1,327,500</b>	<b>-</b>	<b>111,000</b>	<b>115,000</b>	<b>119,000</b>	<b>123,000</b>	<b>127,000</b>	<b>131,000</b>	<b>136,000</b>	<b>141,000</b>	<b>705,000</b>
<b>Collection System</b>														
1	Ridge Street Sewer Replacement	-	1,040,000											
2	Extend Sewer System / Easement Acquisition	78,000		78,000										
3	East Harper Avenue Sewer Replacement	-	890,000											
4	Zacks Fork Sewer Replacement	4,550,000					4,550,000							
5	Boxwood St Sewer Relocation	350,000		350,000										
6	Pennton to Hwy 18 Sewer	1,040,000											1,040,000	
7	Main Street (Valway to 321) Sewer Replacement	1,380,000											1,380,000	
8	Gunpowder Creek Interceptor Replacement (Lower)	-												9,820,000
9	Meadowood Lift Station Improvements	500,000					500,000							
10	Meadowood Upstream Sewer Replacement	1,910,000						1,910,000						
11	Golf Club Sewer Replacement	-												8,220,000
12	Manhole Improvements	1,500,000		210,000		220,000		240,000		260,000		280,000	290,000	750,000
<b>Wastewater Treatment</b>														
13	GPWWTP Drywell Repairs, Carport for Flammables Storage	-	70,000											
14	Lower Creek WWTP Process Basin Improvements	5,600,000		5,600,000										
15	Lower Creek WWTP Septage Receiving / Vactor Dump	1,000,000					1,000,000							
16	Lower Creek WWTP Equalization Basin	7,150,000					7,150,000							
17	Lower Creek WWTP Treatment Improvements	-												10,760,000
18	Gunpowder Creek WWTP Future Upgrades	-												12,420,000
19	Lower Creek WWTP Future Upgrades	-												31,050,000
<b>Subtotal - Wastewater Improvements Infrastructure</b>		<b>25,058,000</b>	<b>2,000,000</b>	<b>6,238,000</b>	<b>-</b>	<b>220,000</b>	<b>13,200,000</b>	<b>2,150,000</b>	<b>-</b>	<b>260,000</b>	<b>-</b>	<b>280,000</b>	<b>2,710,000</b>	<b>73,020,000</b>
<b>10-Yr CIP: Wastewater Improvements FY27-36</b>		<b>27,388,500</b>	<b>2,240,000</b>	<b>7,565,500</b>	<b>-</b>	<b>331,000</b>	<b>13,315,000</b>	<b>2,269,000</b>	<b>123,000</b>	<b>387,000</b>	<b>131,000</b>	<b>416,000</b>	<b>2,851,000</b>	<b>73,725,000</b>

Capital Project funded or partially funded using external source(s). Grants, Direct Allocation, etc.  
 Capital Project funded or partially funded using debt issue(s)  
 Capital Project funded or partially funded using State Revolving Funds

**Total Water and Wastewater Capital Improvements Plan**

<b>10-Yr CIP: Total Water and Wastewater</b>	<b>91,513,860</b>	<b>10,743,640</b>	<b>29,858,860</b>	<b>12,497,000</b>	<b>1,982,000</b>	<b>13,535,000</b>	<b>11,117,000</b>	<b>14,509,000</b>	<b>1,951,000</b>	<b>2,264,000</b>	<b>678,000</b>	<b>3,122,000</b>	<b>233,810,000</b>
--	-------------------	-------------------	-------------------	-------------------	------------------	-------------------	-------------------	-------------------	------------------	------------------	----------------	------------------	--------------------

City of Lenoir - Projects										
Project	Funding Source	START/END DATE	TERMS	Description	Grant/ Loan Amount	City Match	ARPA/SCIF	LTDA/CDBG	Other	Total Cost
<b>Projects Underway</b>										
<b>LHS Campus Project Funding</b>										
Pavilion/Farmers Market	State Allocated Funds/LTDA Appropriation	4/1/2022	State Funds were appropriated in the General Assembly. LTDA funding allocated 2-23.	The City received a state grant for a OVT Farmer's Market Pavilion adjacent to the Campus in the amount of \$450,000. The LTDA allocated \$50,000 for this project as well. The City purchased the property for \$70,000. #10232. The City acquired an adjacent .24 acre property from Lenoir Building Supply in December 2025. The property borders the Pavilion property on the west side. The property acquisition has allowed for changes in the site design and significant cost savings in stormwater management for the project.			450,000.00	50,000.00	3,500,000.00	4,000,000.00
Gym at the Campus at Historic LHS	OSBM #10234	10/23/2024	Funds appropriated by the General Assembly.	The City received \$1,000,000 in state allocated funding for this project for improvements to the gym at The Campus at Historic LHS. #10234 Funding from CDBG will be used for phased improvements to the auditorium in the Historic Lenoir High School.			1,000,000.00			1,000,000.00
Lenoir High School Campus (Auditorium/Gymnasium)	Rural Downtown Transformation Grant/LTDA Appropriation	12/22/2025	RDTG Funds must be obligated by December 31, 2024 and spent by December 31, 2026, LTDA funding allocated 2-23	The City received grant funding of \$580,000 for this project for major renovations to the LHS Campus. The LTDA allocated \$50,000 for this project as well. Construction is planned to start in February 2026.	580,000.00			50,000.00		630,000.00
Lenoir High School Campus (Auditorium/Gymnasium)	Rural Infrastructure Authority	4/24/2025		The City received a \$325,000 grant for the renovation of the LHS Gymnasium and Auditorium for improved accessibility, and the construction of a 4,300-square-foot covered outdoor pavilion as a part of the expansion of the Over Mountain Victory Trail.	325,000.00					325,000.00
Lenoir High School Campus	State Allocated Funds/LTDA Appropriation #10235	7/15/1905	Funds appropriated by the General Assembly.	The City received \$1,000,000 in state allocated funding for this project for major renovations to the LHS Campus. Final cost estimates to be determined. State Funding Project #10235.			1,000,000.00	302,380.00	2,576,936.00	3,879,316.00
<b>Total Gym and Auditorium</b>					<b>905,000.00</b>	<b>-</b>	<b>2,000,000.00</b>	<b>352,380.00</b>	<b>2,576,936.00</b>	<b>5,834,316.00</b>
<b>Campus Subtotal</b>					<b>905,000.00</b>	<b>-</b>	<b>2,450,000.00</b>	<b>402,380.00</b>	<b>6,076,936.00</b>	<b>9,834,316.00</b>
AIA SEWER	DEQ	Awarded 2/21/23	Begin 8-21-23	This grant would pay for a detailed inventory and assessment of the entire sewer system. Work on this project continues. Approximately 40% completed	200,000.00					200,000.00
AIA WATER	DEQ	Awarded 2/21/23	Begin 8-21-23	This grant would pay for a detailed inventory and assessment of the entire water system. Work on this project continues. Approximately 45% completed	200,000.00					200,000.00
Clock Tower	Donation	In progress	Donor is working on designs with staff	The funds will cover a sculpture to hold the historic clock on the square. This project will be funded by a private donations. This projects is in progress. The initial fabrication of the tower is complete.		8,300.00			78,725.00	87,025.00
Downtown Veterans Monument Plaza Improvements	OSBM	10/23/2024	Funds appropriated by the General Assembly.	The City received \$200,000 in state allocated funding for this project for improvements to the Downtown Veterans Memorial Plaza Improvements. Final cost estimates to be determined. Planning is underway. The design is complete and bids have been awarded.			200,000.00			200,000.00
Finley Avenue Area Water Project	State Allocated Funds	2022/2024	Allocation of nonrecurring funds appropriated for the 2022-2023 fiscal year from the Clean Water and Drinking Water Reserve. Funds must be obligated by December 31, 2024 and spent by December 31, 2026 (S.L. 2022-74)	This project was identified and placed in the CIP several years ago. Its will improve the low pressure concerns in the area around the Finley water tank through system improvements that create a medium pressure zone in the specified area. Preliminary engineering has been completed and the report was used for a funding application that was submitted to the State Revolving Loan Fund in the fall of 2020. The first application was declined. The applications was resubmitted after making several changes to the scope of the project. The project was not funded by the State Revolving Loan Fund. The project was approved for funding utilizing APR funds allocated at the state level in 2022. Bids were awarded to TP Howard's Plumbing Co., Inc, Caldwell Tanks, Inc. and McGill Associates, PA Certification No. 1 has been partially submitted after completion of the water main work on the tank site.		2,491,360.00	6,948,640.00			9,440,000.00
Gateway Signs (4) Phase #3	LTDA and Local Funds	TBD	TBD	Funding for four entry signs at the City Limit entrances. Funding was received from the LTDA for the design phase. Rite Lite Signs was awarded the contract for the Phase II Gateway Project. There will be a contract addendum for Destination by Design for \$41,477 on the February 3, 2026 City Council agenda. This will cover the design, survey and administrative work for the fourth sign location (Valmead) that was not included in the original contract.		469,749.00		100,000.00		569,749.00
Greenway Expansion	State Allocated Funds	4/1/2022	Funds were appropriated in the General Assembly.	The funds will be utilized to expand the City's greenway network with the goal of having a connected network of greenway trails and multiuse paths. The funding for this allocation will be used to expand the greenway by joining greenway sections across the City as well as connectivity to the Over Mountain Victory Trail. Staff worked with Mattern & Craig Engineers to design a .50-mile Greenway loop that connects the Zack Fork restroom facility and Splash pad to existing greenway and parking. Greenway was installed in April of 2025 just prior to Splash Pad opening.			750,000.00			750,000.00
Harper Avenue Sewer Line Replacement	Enterprise Funds	TBD		The City of Lenoir lists the proposed project titled the Harper Avenue Sewer Line Replacement Project the current CIP and included in the current fiscal year's budget. The Harper Avenue sewer replacement project general involves the replacement of approximately 2,000 linear feet of an existing 8-inch diameter gravity sewer line that is a contributor to inflow and infiltration and has limited capacity due to pipe degradation. Additionally, the project may include the replacement and/or the remediation of manholes. A Request for Qualifications process was initiated and three firms submitted qualifications. These firms were Goodwyn Mills Cawood, McGill Associates, Wetherill Engineering. After review of the qualifications, the City awarded the contract to McGill Associates. Work is scheduled to begin once the weather breaks.		726,820.00				726,820.00
Harper Avenue Streetscape - Implementation	TBD/SCIF 10236	TBD		The project includes implementing the streetscape plan for upgrading the Harper Avenue streetscape from NC-64 to Ridge Street NW that attracts and welcomes visitors from the highway into Downtown Lenoir. Harper's Ave is a city owned Street with two travel lanes and a center turn lane. The proposed area is approximately 3,300 linear feet.			2,000,000.00		8,200,000.00	10,200,000.00
Hospital Avenue Sidewalk	NCDOT	6-17/TBD	Federal Highway Administration Funds \$3,469,863.56 with \$2,536,000 from grants and \$933,863.56 city match Estimates were revised in 2025.	The Hospital Avenue Sidewalk Project was funded by a grant and local funds to engineer, design, acquire rights-of-way, relocate utilities, and construct sidewalks on Hospital Avenue. This project is ongoing. The initial LET in December 2024 received no bids. In February of 2025, the LET was sent out again and the construction contract was awarded to Neil Grading Construction. Construction is set to begin in Feb of 2026. The budget was amended in May of 2025 to a total of 3,469,863.56.	2,536,000.00	200,000.00	234,000.00		499,863.56	3,469,863.56

City of Lenoir - Projects										
Project	Funding Source	START/END DATE	TERMS	Description	Grant/ Loan Amount	City Match	ARPA/SCIF	LTDA/CDBG	Other	Total Cost
Lead Service Line ID and Replacement - Phase 3	NC Division of Water Infrastructure	TBD	1,000,000 loan approved and forgiven 7-17-25. Project # 01-14-010	The City submitted a Lead Service Line Identification and Replacement Grant application with the NC Division of Water Infrastructure for Assistance for Lead Service Line Identification and Replacement for the project in order to develop a comprehensive Lead Service Line Inventory and to construct, plan or conduct a study of the needs in the community regarding lead service line replacements. The loan will provide funding up to \$1,000,000. This application will also assist in meeting new EPA requirements regarding lead service line replacements. The City was approved for a 0% interest loan for \$1,000,000 and the principal was forgiven. <b>North Carolina Department of Environmental Quality (NCDEQ) has accepted a proposal for Lenoir to conduct computerized predictive modeling to assist in the required lead and copper inventory requirements. A revised contract to include the work to develop the predictive model program is being prepared by Freese and Nichols.</b>	1,000,000.00					1,000,000.00
Lenoir Fire Sinkhole - Building Stabilization - Stormwater Repair	ARPA Funds/OSBM	ARPA - 3-21/ Encumbered by 12-24, Spent by 12-26 OSBM - 10-23 start	ARPA Revenue Replacement option - funds must be obligated by December 31, 2024 and spent by December 31, 2026. OSBM - Funds appropriated by the General Assembly.	The City received \$500,000 in state allocated funding for the Lenoir Fire Dept Building Stabilization that will be used for the repair of the sinkhole at Fire Station 1. ARPA will cover 623,843.15 of the project. Engineering plans have been completed to repair the sinkhole. The City has \$1,123,843.15 in hand. The LFD Infrastructure Repair Project was LET in May 2024. No bids were received and project was not rebid. After conversation it was decided to seek alternative design solutions for public utility (water, sewer) relocation. The utility relocation portion of this project will be bid out separate of the infrastructure repair and building stabilization portion of the project. (See below) Engineers are currently working on the plans. <b>WK Dickson (ARDURRA Group) has completed stormwater design updates based on the Ridge Street Sewer Relocation Project. Updated Engineers estimate is \$2,324,000.00 for construction. Project will let on January 30, 2026 with a bid opening date of March 5, 2026.</b>		1,450,157.00	1,123,843.00			2,574,000.00
Lower Creek Wastewater Treatment Plant Process Basin	DEQ	7/23/2025	2.62% interest for 20 years	<b>The Process Basin at the Lower Creek Wastewater Treatment Plant is in need of upgrades. The City of Lenoir requested statements of qualifications from engineering firms to evaluate their professional civil engineering qualifications in accomplishing the subject project in accordance with the Request for Qualifications (RFQ). The City has been approved to receive CWSRF funding for the subject project. The subject project will address the ammonia NOV's by replacing the mixers, diffusers, and air piping within the Process Basins and blowers to support efficient and effective Biological Nutrient Removal (BNR). The subject project includes the replacement of mixers in the anaerobic, anoxic, and aeration basins, replacement of diffusers in the aeration basins, replacement of air piping that feeds the diffusers, replacement of all three (3) blowers, concrete repairs to treatment basins, and all associate electrical wiring, conduits, instrumentation, and panels for this equipment. The upgrades and equipment replacements will not increase the treatment capacity, 6.0 MGD, of the WWTP. The City received qualifications from the engineering firm of McGill Associates.</b>	5,600,000.00					5,600,000.00
OVNHT Greenway Link	RTP Grant	12-20/TBD	Spring 2020 Recreational Trail Program Grant of \$250,000 with \$62,500 city match	The City of Lenoir received a \$250,000 Recreational Trails Program grant to design and build three street crossings along the Overmountain Victory National Historic Trail (OVNHT) that runs through downtown. The total project cost to design and build the crossings is \$312,500. The grant is \$250,000 and the City is matching the grant with \$62,500 in local, in-kind contributions. <b>Mattern and Craig Engineers have completed 60% Construction Plans as of January 2026. Some ROW acquisition will be required which will be managed by M&amp;C.</b>	250,000.00	62,500.00				312,500.00
Stormwater Planning Grant	DEQ/Stormwater Planning Grant (LASII) -North Carolina Department of Environmental Quality utilizing American Rescue Plan funding	Approved 7-18-23 must be spent by 12-26	ARPA funding - funds must be obligated by December 31, 2024 and spent by December 31, 2026.	The City of Lenoir applied for a Stormwater Planning grant in the amount of \$400,000. The City of Lenoir has identified three top stormwater system priorities to address that will further position the City to better manage and plan for the operations of the city-wide stormwater system. The priorities and associated strategies were developed by the City staff and consultants from Freese & Nichols, Inc. The City was awarded \$248,640 in funding from the North Carolina Department of Environmental Quality utilizing American Rescue Plan funding. <b>Ongoing</b>	248,640.00					248,640.00
Water Interconnection Project Lenoir Valdese	OSBM	10/23/2024	Funds appropriated by the General Assembly.	The water distribution system analysis identified a possible interconnection of the Lenoir water system with a neighboring utility in the region. A more detailed engineering review of this project is being finalized. This will generally include the construction of approximately 4 miles of 20-inch diameter water transmission main between the Town of Valdese's Water System and City of Lenoir's Water System, including a Lake Rhodhiss water main crossing, a water pump station with standby generator, valves, hydrants, master meter, water main connections, and all related appurtenances The City received a direct appropriation of \$17,000,000 (less loan fees)through the NC General Assembly in the 23-24 state budget to fund the undertaking of this project. This project is being designed by McGill currently. <b>The Interconnect project is in the surveying, design, and easement acquisition phase. Survey field work and mapping has been completed for the Valdese Water Treatment Plant site. Survey field work is in progress for the Waterfront Club and Caldwell Timber properties. The community meeting for Waterfront Club was held on January 22, 2026. The city will meet with the owners of the property for the proposed Water Booster Pump Station.</b>			17,000,000.00			17,000,000.00
Wayfinding Signs	NC Commerce Tourism Grant/ARC		GRANT, TBD, LTDA funding allocated 2-23	Grant funding for a wayfinding system to provide information regarding attractions, municipal amenities and local businesses. Signs will encourage travelers on 321 to visit downtown, the LHS Theater Auditorium and Recreational Fields, Mountain Bike Trails, OVT Trails, Greenway, MLK and Aquatic Center - to name just a few. LTDA allocated \$50,000 FY 2023 and \$100,000 in FY 2024. <b>The signs are in the process of being installed.</b>	250,000.00	37,000.00	142,500.00	200,000.00		629,500.00
West End Community Park Upgrades	Local Funds	3/1/2025		Several improvements to the West End Community Park are programmed for FY24-25, including shelter repairs and upgrades, basketball court repairs, and walkway repairs. These improvements will compliment the addition and relocation of playground equipment installed in 2025. <b>Ongoing</b>		25,000.00				25,000.00
<b>Subtotal</b>					<b>10,284,640.00</b>	<b>5,470,886.00</b>	<b>28,398,983.00</b>	<b>300,000.00</b>	<b>8,778,588.56</b>	<b>53,233,097.56</b>
<b>Project Funding - Approved But Not Started Or in the Planning Phase</b>										
Downtown Signalization Improvements - Two Way Streets	OSBM	10/23/2024	Funds appropriated by the General Assembly. The funds must be spent by 10-2025	The City received \$300,000 in state allocated funding for this project for Downtown Signalization Improvements and two-way streets in the downtown area. <b>The signal light at College and Mulberry was removed in 2025.</b>			300,000.00		1,170,000.00	1,470,000.00

City of Lenoir - Projects										
Project	Funding Source	START/END DATE	TERMS	Description	Grant/ Loan Amount	City Match	ARPA/SCIF	LTDA/CDBG	Other	Total Cost
Greenway LAPP Project	Surface Transportation Program Direct APPT Fund		Funding for Connection Project Segments 1 through 5 in the amount of \$2,167,750 and the City committed up to \$433,550 as a cash match for the selected Lenoir Greenway Extension	Park Connection Project proposes the addition of five (5) greenway segments that will provide connectivity to existing and future greenway segments and segments currently under construction. The total proposed segments have a length of 7,225 LF or approximately 1.37 miles. The proposed greenway segments run parallel to existing right of ways and crosses through sections of private property. In 2024, the Design was completed, M&C is working to secure Right Of Way from adjacent property owner (Lenoir Building Supply) in order to build this Greenway Connector. <b>Greenway LAP Project: BL-0065 STIP Project Scheduling was pushed to 2006 in 2025. We have updated the project schedule and it has been amended on the STIP. New project schedule is PE/DESIGN:FFY26, ROW:FFY27, UTILITY:FFY27, CONSTRUCTION: FFY28 .</b>	1,734,400.00		433,600.00			2,168,000.00
Subtotal					1,734,400.00	-	733,600.00	-	1,170,000.00	3,638,000.00
<b>Funding Opportunities - Application Submitted</b>										
Arrowood Bridge Replacement	FEMA BRIC	TBD	TBD	The Public Works Director worked with consultant, Mattern and Craig, to develop a FEMA grant application for replacement of the Arrowood Street Bridge. The application process began in November, 2021, with intermediate submission deadlines in November, December, and a final submission deadline in January, 2022. The application includes a funding request for \$525,000 (70%), and notice of award, if successful, should occur in July, 2022. The Grant was not funded but was resubmitted Fall of 2022 and was not funded. <b>Two new grant applications were submitted in 2025 for this project and decisions haven't been made yet regarding the funding.</b>					834,000.00	834,000.00
EPA-Community-Wide Assessment Grant	North Carolina Department of Environmental Quality (DEQ) Brownfields Redevelopment Section	TBD	TBD	<b>Application was made for a U.S. EPA Brownfields Community-Wide Assessment Grant that will focus on the assessment of the Former Harper Plant #2, Southeastern Adhesives, and Marine Technology Solutions sites.</b>	500,000.00					500,000.00
EPA Brownfield - Clean-up Grant	North Carolina Department of Environmental Quality (DEQ) Brownfields Redevelopment Section	TBD	TBD	<b>The City applied for a Brownfield Clean-up grant for 429 College Avenue, SW through the North Carolina Department of Environmental Quality (DEQ) Brownfields Redevelopment Section.</b>	500,000.00					500,000.00
Lenoir Resilience Wastewater Infrastructure/Sewer Outfall Upgrade	FEMA BRIC	TBD	TBD	FEMA made available a grant opportunity for funding projects that improves or mitigates infrastructure that is located in flood hazard areas. The Utilities Department, working with the Western Piedmont COG, identified a potential project and submitted a grant application for 75% funding with a 25% local match. The project would involve the construction of an equalization basin to equalize the flow during severe rain events and a new septic tank receiving station at the Lower Creek Wastewater Treatment Facility. In addition, funds have been requested to replace the sewer line that follows Zack's Fork Creek from Pennell Street to the soccer complex on Zack's Fork Rd. The total project cost is The City of Lenoir is dedicated to contribute 25% of the overall cost, amounting \$2,400,000.00, as matching funds from the Enterprise Fund for this \$9,600,000 project. The sewer line replacement is currently in the Utilities Department CIP. The equalization basin is part of a larger renovation project for Lower Creek also identified in the current CIP. The Grant was not funded but was resubmitted in the Spring of 2024 and remains unfunded. <b>The City applied for a Hazard Mitigation Grant for 719,097.75 in June of 2025 and has not heard yet regarding approval and is also waiting for the final ruling regarding the BRIC grant.</b>	7,200,000.00	2,400,000.00				9,600,000.00
OVT Connector Greenway and Sidewalk Project	NC Great Trails State Grant Program	TBD	TBD	This funding application was submitted 11.12.24 and includes a request of \$497,994 (66% project cost) for construction of greenway and sidewalk connections from Harper and West Avenue to Willow Street and the OVT Pavilion project. The grant was submitted to Great Trail late 2024. <b>We have not been awarded any Great Trails funds.</b>	497,994.00	248,997.00				746,991.00
Steel Street Mills	NC Commerce Small Business Infrastructure Grant Program (SmBIZ)	TBD	TBD	The City, with the assistance of the WPCOG, applied for a grant is through NC Commerce Small Business Infrastructure Grant Program (SmBIZ) to assist a local developer relocate a stream that runs underneath their historic building. This stream relocation will require the City of Lenoir to make infrastructure changes to allow for proper runoff of stormwater to avoid flooding in the area, which could affect area businesses. It is proposed to reroute the stormwater from College Avenue and Harper Avenue to join the infrastructure just West of Steele Street. A concrete junction box will be constructed under Steele Street where the corrugated piping begins to connect the stormwater from both College Avenue and Harper Avenue into this box. Completing this project will result in improved stormwater management and allow for the redevelopment of the property for much needed housing. This property is a locally designated Historic Landmark and is on the National Register of Historic Places. This downtown area is also located in a US Qualified Opportunity Zone.	500,000.00					500,000.00
Whitnel Water Transmission Main Replacement - Phase #1	Infrastructure Funds or SRF Funding - TBD	TBD	TBD	This project was identified in the water distribution system analysis as a top priority project. It would replace the existing 20 inch line from the water plant to Sawmills with a 24 inch line. <b>A funding resolution was passed on 10/7/25 to apply for funding.</b>					7,000,000.00	7,000,000.00
Subtotal					9,197,994.00	2,648,997.00	-	-	7,834,000.00	19,680,991.00
<b>Pending Projects</b>										
Water Project - Hwy 18	TBD	TBD	TBD	Fund water line upgrade to improve the water pressure on Morganton Blvd. (HWY 18) and the Fairview area. The total project cost is estimated to be approximately \$2.6 million.					2,600,000.00	2,600,000.00
Hickory Water interconnect	TBD	TBD	TBD	<b>Exploring the possibility of interconnecting with Hickory for a back-up water supply. Estimated costs \$40,000,000 to \$70,000,000.</b>					40,000,000.00	40,000,000.00
Subtotal					-	-	-	-	42,600,000.00	42,600,000.00
Grant Total					22,122,034.00	8,119,883.00	31,582,583.00	702,380.00	66,459,524.56	128,986,404.56

**City of Lenoir  
Debt Service Summary - 2026-2027**

General Fund Debt Schedule				YEAR 1	YEAR 2	YEAR 3	YEAR 4	YEAR 5	YEAR 6	YEAR 7	YEAR 8	YEAR 9	YEAR 10
Type	Description	Issue Date	Issue Amount	2026	2027	2028	2028	2029	2030	2031	2032	2033	2035
	Fire Station III	1/6/2019	1,300,000.00	129,685.00	129,685.00	129,685.00	129,685.00						
	Fire Truck	9/1/2026	1,180,000.00	-	168,571.43	168,571.43	168,571.43	168,571.43	168,571.43	168,571.42			
<b>Total Current Debt Service - General Fund</b>				<b>\$ 129,685</b>	<b>\$ 298,256</b>	<b>\$ 298,256</b>	<b>\$ 298,256</b>	<b>\$ 168,571</b>	<b>\$ 168,571</b>	<b>\$ 168,571</b>			

Water and Sewer Fund Debt Schedule				YEAR 1	YEAR 2	YEAR 3	YEAR 4	YEAR 5	YEAR 6	YEAR 7	YEAR 8	YEAR 9	YEAR 10
Type	Description	Issue Date	Issue Amount	2026	2027	2028	2029	2030	2031	2032	2033	2034	2035
Water	H-LRX-F-07-1058: Whitnel Pump Station S	12/31/2009	2,977,285.00	163,632.00	159,940.00	156,248.00	152,556.00						
Water	H-LRX-F-08-1065: Raw Water Intake	8/4/2011	3,652,714.00	206,963.00	202,908.00	198,854.00	194,799.00	190,745.00	186,690.00				
Water	H-LRX-F-15-1875: WTP Improvements	6/3/2018	5,243,453.00	262,173.00	262,173.00	262,173.00	262,173.00	262,173.00	262,173.00	262,173.00	262,173.00	262,173.00	262,173.00
Water	Advanced Metering Infrastructure	4/11/2019	4,400,000.00	475,393.00	462,523.00	449,653.00							
Water	SRF-D-LSL-0037: Lead Service Line ID	10/1/2024	200,000.00	40,000.00	40,000.00	40,000.00							
Sewer	CS370393-04: Gunpowder WWTP	10/28/2015	4,093,662.00	204,683.00	204,683.00	204,683.00	204,683.00	204,683.00	204,683.00	204,683.00	204,683.00	204,683.00	
Sewer	CS370393-05: Powell Rd Sewer	2/3/2015	289,250.00	14,463.00	14,463.00	14,463.00	14,463.00	14,463.00	14,463.00	14,463.00	14,463.00	14,463.00	
Sewer	CS370393-06: Meadowood Sewer	3/21/2016	1,541,984.00	77,099.00	77,099.00	77,099.00	77,099.00	77,099.00	77,099.00	77,099.00	77,099.00	77,099.00	77,099.00
Sewer	E-SRP-W-17-044: Biosolids	11/1/2019	6,781,992.00	415,468.00	410,298.00	405,128.00	399,958.00	394,788.00	389,617.00	384,447.00	379,277.00	374,107.00	368,937.00
Sewer	CS370393-07: Crossroads Sewer	9/28/2022	2,209,323.00	131,687.00	130,438.00	129,190.00	127,942.00	126,694.00	125,445.00	124,197.00	122,949.00	121,701.00	120,452.00
Sewer	Lower Creek Basin Sewer Improvements	7/17/1905	5,600,000.00	353,360.00	419,384.00	412,048.00	404,712.00	397,375.00	390,041.00	382,704.00	375,368.00	368,032.00	360,696.00
<b>Total Current Debt Service - Water and Sewer Fund</b>				<b>\$ 2,344,921</b>	<b>\$ 2,383,909</b>	<b>\$ 2,349,539</b>	<b>\$ 1,838,385</b>	<b>\$ 1,668,020</b>	<b>\$ 1,650,211</b>	<b>\$ 1,449,766</b>	<b>\$ 1,436,012</b>	<b>\$ 1,422,258</b>	<b>\$ 1,189,357</b>

<u>Grade</u>	<u>Minimum Rate</u>	<u>Maximum Rate</u>	<u>Job Title</u>	<u>FLSA Designation</u>
<b>14</b>	\$ <b>36,672.32</b>	\$ <b>50,541.24</b>	Custodian	Non-exempt
			Laborer	Non-exempt
			Customer Service Clerk	Non-exempt
			Head Lifeguard	Non-exempt
<b>15</b>	\$ <b>37,539.12</b>	\$ <b>51,754.50</b>	Equipment Operator	Non-exempt
			Human Resources Secretary	Non-exempt
			Laboratory Analyst I	Non-exempt
			Receptionist	Non-exempt
			Secretary (LAFC, Records)	Non-exempt
			WWTP Operator I	Non-exempt
<b>16</b>	\$ <b>38,427.60</b>	\$ <b>52,998.64</b>	Aquatic Specialist	Non-exempt
			Customer Service Representative	Non-exempt
			Laboratory Analyst II	Non-exempt
			Pipe Mechanic	Non-exempt
			Recreation Leader	Non-exempt
			WWTP Operator II	Non-exempt
			WTP Operator - C	Non-exempt
<b>17</b>	\$ <b>39,338.29</b>	\$ <b>54,273.61</b>	Auto Mechanic	Non-exempt
			Laboratory Analyst III	Non-exempt
			Maintenance Mechanic (Bldg Maint, Treatment Plant)	Non-exempt
			Master Equipment Operator	Non-exempt
			Meter Maintenance Tech.	Non-exempt
			Sanitation Driver	Non-exempt
			Sign Technician - Streets	Non-exempt
			Telecommunications Officer I	Non-exempt
			WWTP Operator III	Non-exempt
WTP Operator - B	Non-exempt			
<b>18</b>	\$ <b>40,271.76</b>	\$ <b>55,580.45</b>	Administrative Assistant/Office Manager	Non-exempt
			Electrician	Non-exempt
			Labor Supervisor	Non-exempt
			Laboratory Analyst IV	Non-exempt
			Records Supervisor	Non-exempt
			Telecommunications Officer II	Non-exempt

<u>Grade</u>	<u>Minimum Rate</u>	<u>Maximum Rate</u>	<u>Job Title</u>	<u>FLSA Designation</u>
<b>18 (cont.)</b>	\$ <b>40,271.76</b>	\$ <b>55,580.45</b>	Utility Code/Metering Coordinator	Non-exempt
			WWTP Operator IV	Non-exempt
			WTP Operator - A	Non-exempt
<b>19</b>	\$ <b>41,228.55</b>	\$ <b>56,919.96</b>	Police Trainee	Non-exempt
			Sr. Aquatic Specialist	Non-exempt
<b>20</b>	\$ <b>42,185.35</b>	\$ <b>58,259.48</b>	Admin Asst/Network Admin	Non-exempt
			Information Specialist/Crime Analyst	Non-exempt
			IT Operations Tech/Crime Analyst	Non-exempt
			Laboratory Supervisor	Non-exempt
			Master Telecommunications Officer	Non-exempt
			Safety Coordinator	Non-exempt
<b>22</b>	\$ <b>44,194.61</b>	\$ <b>61,072.45</b>	Accounts Payable Tech	Non-exempt
			Chief WWTP Operator	Non-exempt
			Chief WTP Operator	Non-exempt
			Horticulture Specialist	Non-exempt
			IT Operations Tech	Non-exempt
<b>23</b>	\$ <b>45,249.47</b>	\$ <b>62,549.26</b>	Firefighter I	Non-exempt
			Maintenance Asst. Superintendent	Non-exempt
			Sanitation Asst. Superintendent	Non-exempt
			Street Asst. Superintendent	Non-exempt
<b>24</b>	\$ <b>46,330.71</b>	\$ <b>64,062.98</b>	Main Street Community Engagement Coordinator	Non-exempt
			Recreation Landscaper	Non-exempt
			Storm Water Administrator	Non-exempt
<b>25</b>	\$ <b>47,438.97</b>	\$ <b>65,614.55</b>	Assistant Center Manager - MLK	Non-exempt
			Asst. Superintendent - Treatment Plt. Operations	Non-exempt
			Firefighter II	Non-exempt
			Parks/Grounds Supervisor	Non-exempt
			Telecommunications Supervisor	Non-exempt
			Vehicle Services Asst. Superintendent	Non-exempt
			W/WW Asst. Superintendent	Non-exempt
<b>26</b>	\$ <b>48,574.95</b>	\$ <b>67,204.93</b>	Athletic Director	Non-exempt
			Fire Fighter III	Non-exempt
			Communications Director (PD/911)	Non-exempt

<u>Grade</u>	<u>Minimum Rate</u>	<u>Maximum Rate</u>	<u>Job Title</u>	<u>FLSA Designation</u>
<b>28</b>	<b>\$ 50,903.69</b>	<b>\$ 70,465.17</b>	IT Network Specialist	Non-exempt
			Fire Driver/Operator	Non-exempt
<b>29</b>	<b>\$ 52,126.29</b>	<b>\$ 72,176.80</b>	Code Administrator	Non-exempt
			Code Compliance Officer	Non-exempt
			Human Resources/Benefits Analyst	Non-exempt
			Patrol Officer I	Non-exempt
			Planning Technician/Code Administrator	Non-exempt
			Property & Evidence Clerk	Non-exempt
			Turf Manager	Non-exempt
<b>30</b>	<b>\$ 53,379.45</b>	<b>\$ 73,931.22</b>	Planning Technician/Deputy City Clerk	Non-exempt
			Patrol Officer II	Non-exempt
<b>31</b>	<b>\$ 55,948.41</b>	<b>\$ 77,527.78</b>	Cemetery Superintendent	Non-exempt
			Financial Supervisor	Non-exempt
			Fire Lieutenant	Non-exempt
			Master Patrol Officer	Non-exempt
			Planner/GIS Specialist	Non-exempt
<b>32</b>	<b>\$ 58,645.84</b>	<b>\$ 81,304.17</b>	Aquatic/Fitness Center Manager	Non-exempt
			Athletic Director/Parks Manager	Non-exempt
			City Clerk	Non-exempt
			Detective (I, II, Senior)	Non-exempt
			MLK Center Manager	Non-exempt
			Mulberry Recreation Manager	Non-exempt
			Police Corporal	Non-exempt
<b>33</b>	<b>\$ 60,061.98</b>	<b>\$ 83,286.77</b>	Fire Captain	Non-exempt
			Police Sergeant	Non-exempt
<b>36</b>	<b>\$ 64,416.63</b>	<b>\$ 89,383.29</b>	Battalion Chief	Non-exempt
			Police Lieutenant	Non-exempt
<b>39</b>	<b>\$ 68,983.71</b>	<b>\$ 95,777.19</b>	Asst. Fire Chief (Logistics, Fire Prevention)	Exempt
<b>43</b>	<b>\$ 75,682.07</b>	<b>\$ 105,154.91</b>	Asst. Parks & Recreation Director	Exempt
			Bldg Maint Superintendent	Exempt
			Communications Director (Public Information)	Exempt
			Deputy Fire Chief	Exempt
			Logistics and Procurement Coordinator	Exempt

<u>Grade</u>	<u>Minimum Rate</u>	<u>Maximum Rate</u>	<u>Job Title</u>	<u>FLSA Designation</u>
			Police Captain	Exempt
			Revenue Collections Manager	Exempt
			IT Manager	Exempt
			Street & Solid Waste Superintendent	Exempt
			Treatment Plant - Operations - Superintendent	Exempt
			Vehicle Services Superintendent	Exempt
			Water Distribution Superintendent	Exempt
			Wastewater Treatment Plant Superintendent	Exempt
			Water Treatment Plant Superintendent	Exempt
<b>45</b>	<b>\$ 79,366.18</b>	<b>\$ 110,312.66</b>	Downtown Economic Development/Main Street Director	Exempt
			Human Resources Manager	Exempt
			Police Major	Exempt
<b>53</b>	<b>\$ 93,772.34</b>	<b>\$ 130,521.27</b>	Special Projects and Risk Manager	Exempt
<b>55</b>	<b>\$ 98,707.73</b>	<b>\$ 137,390.81</b>	Budget, Procurement, and Financial Analyst	Exempt
			Parks & Recreation Director	Exempt
			Planning Director	Exempt
<b>59</b>	<b>\$ 108,378.49</b>	<b>\$ 150,929.90</b>	Finance Director	Exempt
			Fire Chief	Exempt
			Police Chief	Exempt
			Public Services Public Utilities Director	Exempt
			Public Services Public Works Director	Exempt

## CITY OF LENOIR

### Schedule of Fees and Charges for Fiscal Year 2026-27

DESCRIPTION OF FEE	FEE AMOUNT
<b>PLANNING AND INSPECTIONS</b>	
Annexation	350.00
Special Use	350.00
Conditional Zoning District	500.00
Major Subdivision (Preliminary)	400.00
Major Subdivision (Final)	100.00
Ordinance Amendment	500.00
Re-zoning/Map Amendment	350.00
Street Closing/Abandonment (permanent)	600.00
Variance	350.00
Appeal	350.00
<b>ADMINISTRATIVE REVIEW/ PERMITS</b>	
Floodplain Development Permit	100.00
Minor Subdivision	1st 5 lots -- \$25 (+ \$1/each additional lot)
Accessory Structures	25.00
Backyard Chickens	25.00
Zoning Permit -- under 2,000 sq. ft.	50.00
Zoning Permit -- over 2,000 sq. ft., Site Plan Review	50+(.10/SF) \$1,000 max
Zoning Permit - Single Family Home	100.00
Single Sign	25.00
Master Sign Plan	75.00
Temporary Banners or Windblown Advertising Device	25.00
Billboards	250.00
Mobile Home Park Annual Permit	1-10 spaces 50.00
	11-20 spaces 100.00
	21-30 spaces 150.00
	31-40 spaces 200.00
	41-50 spaces 250.00
	51-60 spaces 300.00
	61-70 spaces 350.00
	71-80 spaces 400.00
	81-90 spaces 450.00
	91+ spaces 500.00
<b>SERVICE FEES</b>	
Zoning Map, plotted (large format)	25.00
Custom Map, digital (any size)	75.00
Custom Map, plotted (large format)	100.00
<b>WATER AND SEWER</b>	

DESCRIPTION OF FEE		FEE AMOUNT
<b>WATER</b>		
<b>INSIDE CITY LIMITS</b>		
First 1,000 gallons		12.57
Over 1,000 gallons per 1,000		3.97
<b>OUTSIDE CITY LIMITS</b>		
First 1,000 gallons		25.14
Over 1,000 gallons - per 1,000		7.96
Resale Water Rate: per 1,000 gallons		2.69
<b>SEWER</b>		
<b>INSIDE CITY LIMITS</b>		
First 1,000 gallons		11.02
Over 1,000 gallons - per 1,000		4.67
<b>OUTSIDE CITY LIMITS</b>		
First 1,000 gallons		22.05
Over 1,000 gallons - per 1,000		9.35
Resale Sewer Rate - per 1,000 gallons		4.67
<b>MISCELLANEOUS</b>		
Minimum Late Fee		10.00
Reconnection Fee		25.00
<b>WATER AND SEWER TAP FEES</b>		
Set Fee		600.00
¾ inch		1,500.00
1 inch		1,850.00
2 inch		2,200.00
All other size must get a quote from the Public Utilities Department		
<b>SANITATION</b>		
<b>SERVICES</b>	<b>FREQUENCY</b>	<b>RATES</b>
<b>TRASH COLLECTION</b>		
Refuse collection	Monthly	13.00
Residential refuse rollout container (one provided)	Once	Free
Commercial/Industrial refuse rollout container (two provided)	Once	Free
Additional refuse rollout containers	Monthly rental	
Residential - not to exceed a total of 3 containers – 1 provided and 2 additional		5.00 each
Commercial/Industrial – not to exceed a total of 6 containers – 2 provided and 4 additional		5.00 each
Replacement rollout container	Flat fee	60.00
Bulk pickup	Once per month	Free
	Additional pick-up per month	25.00 each pickup
White Goods	Flat fee per single item	25.00
	Multiple items	25.00 + 15.00 per

DESCRIPTION OF FEE		FEE AMOUNT
<b>YARD WASTE</b>		
Yard waste collection	Monthly	Free, unless otherwise specified
Yard waste rollout container (green can)	Purchase – Flat fee	60.00
Grass clippings, small shrubs and leaves		
<b>LEAF COLLECTION</b>		
During leaf season	-3 total loose leaf collections	Free
Placed in rollout container	-weekly container collection	
Brush and Limbs	6'X6'X5' or less	Free
	Greater than 6'X6'X5'	25.00 per load
<b>FINES</b>		
Fines – Chapter 17 City Ordinance		50.00
Containers shall not be placed on the street right-of-way (includes sidewalks) for more than 24 hours following collection.	Upon violation – per day	50.00
Burning and burying of refuse and debris		50.00
Placement of debris in right of way		50.00
Contractor materials		50.00
Overloading rollout containers		50.00
All fines are to be paid within 30 days of each issued citation.		
Chronic Violator Fines	First violation	50.00
Back to back violations occur within a 90 day period.	Second violation	100.00
Back to back violations occur within a 90 day period.	Third violation	150.00
<b>CEMETERY</b>		
	<b>Resident Fee</b>	<b>Non Resident Fee</b>
Per Plot - Price includes \$100.00 perpetual care charge	750.00	1,500.00
<b>EMERGENCY SERVICES</b>		
Standby Ambulance	150.00 (for first 3 hours, 75.00 each hour after)	
<b>POLICE DEPARTMENT</b>		
Parking Ticket Fines	\$5 (0-30 days)	
	\$10 (31-60 days)	
	\$15 (61-90 days)	
	\$25 (91+ days)*	
* 2 unpaid citations 90 days or older will be eligible for debt collection through NC Debt Setoff		
Wheel Lock Removal	\$50 (business hours); \$75 (after business hours)	
Handicap Parking Violation	\$50	
Alarm Charges	no charge at present	
Registration	no charge at present	
False Alarm	no charge at present	

DESCRIPTION OF FEE		FEE AMOUNT	
Fingerprinting			\$5
Report Copies			\$5
Audio/Video Copies			\$10
<b>ECONOMIC DEVELOPMENT</b>			
Christmas Parade Entry Fee		50.00	10.00
Christmas Parade LATE Entry Fee		100.00	25.00
<b>MISCELLANEOUS</b>			
Returned Check Fee (Property Taxes)	(per NCGS 105-357(b))		15.00
Business Licenses: Beer & Wine On Premises			15.00
Business Licenses: Beer & Wine Off Premises			5.00
Copies of Public Records		VARIES DEPENDING ON RECORD	
<b>PARKS AND RECREATION</b>			
<b>AQUATIC CENTER FEES</b>			
		<b>Resident Fee</b>	<b>Non Resident Fee</b>
Senior Citizen		3.00	3.00
Adult		5.00	5.00
Child		3.00	3.00
Disabled		2.00	2.00
Locker Rentals		<b>Men's</b>	<b>Women's</b>
Monthly		5.00	5.00
Annual Brief Box		35.00	35.00
Racquetball		<b>City Resident</b>	<b>Non-City Resident</b>
Daily Admission +		3.50	5.00
Rental Equipment (rackets, goggles)		1.00	1.00
<b>Birthday Parties</b>		<b>City Resident</b>	<b>Non-City Resident</b>
		100.00	120.00
			<b>LAFC Members</b>
			80.00
For Private Parties: Monday - Friday is \$200/hr with a 2 hour minimum. Saturday is \$300/hr with a 2 hour minimum. The Rental Fee/Deposit includes up to 15 swimming guest. After 15, the daily rate applies for each add't swimmer (With the exception of FT Parks and Rec employees, they have a reduced daily rate of \$3.00 adults and \$2.00 Children/disable, under 2 yoa are free. Admissions is only paid by patrons who get into the water.			
<b>Swimming Lessons</b>		<b>City Resident</b>	<b>Non-City Resident</b>
Lessons		40.00	60.00
			<b>LAFC Members</b>
			30.00
		<b>City Resident</b>	<b>Non-City Resident</b>
<b>Life Guard</b>			
Certification Class		100.00	150.00
Recertification Class		75.00	125.00
<b>MARTIN LUTHER KING, JR. CENTER</b>			
<b>Weight Room Fees</b>		<b>Daily</b>	<b>Monthly</b>
Fees		1.00	3.00

FACILITY & FIELD RENTALS					
Facility / Site	Rental Fees (Circle One)				
	Hourly City	Hourly Non-City	(8hr.) Daily City	(8hr.) Daily Non-City	Max. Cap.
JE Broyhill Park Shelter Rental	15.00	30.00	120.00	240.00	n/a
Mack Cook Field Rental	\$40.00 profit \$20.00 non-profit	\$70.00 profit \$35.00 non-profit	\$300.00 profit \$150.00 non-profit	\$500.00 profit \$250.00 non-profit	n/a
MLK Field Rental	\$40.00 profit \$20.00 non-profit	\$70.00 profit \$35.00 non-profit	\$300.00 profit \$150.00 non-profit	\$500.00 profit \$250.00 non-profit	n/a
MLK Multi-Purpose Room	30.00	60.00	240.00	480.00	200
MLK Shelter	15.00	30.00	120.00	240.00	n/a
Mulberry / Optimist Park / JE Broyhill Park Shelter Rentals	15.00	30.00	120.00	240.00	n/a
Mulberry Field Rental	\$40.00 profit \$20.00 non-profit	\$70.00 profit \$35.00 non-profit	\$300.00 profit \$150.00 non-profit	\$500.00 profit \$250.00 non-profit	n/a
Mulberry Multi-Purpose Room	30.00	60.00	240.00	480.00	75
Optimist Park Club House	40.00	80.00	280.00	600.00	75
Special Park Events <sup>1</sup>	15.00	30.00	120.00	240.00	n/a
Wilson Park Field Rental	\$40.00 profit \$20.00 non-profit	\$70.00 profit \$35.00 non-profit	\$300.00 profit \$150.00 non-profit	\$500.00 profit \$250.00 non-profit	n/a
Zack Fork Soccer Complex Field Rental	\$40.00 profit \$20.00 non-profit	\$70.00 profit \$35.00 non-profit	\$300.00 profit \$150.00 non-profit	\$500.00 profit \$250.00 non-profit	n/a
LHS Auditorium	TBD AFTER RENOVATIONS				
LHS GYM					
LHS GYM (Mat Room Rental)					
Cancellation Policy: A full refund will be given when cancellation is made 48 hrs. in advance or in the case of severe inclement weather. Any cancellation after accommodations have been made shall result in forfeit of ½ of the rent paid.					
Parks include JE Broyhill Park, MLK Center Outdoors, Mulberry Recreation Center Outdoors, Greenway, Wilson Park, Soccer Complex. Sports Field Rental is a separate rate additional fee. FOR PROFIT GROUPS WILL BE REVIEWED INDIVIDUALLY AT A HIGHER RATE BASED ON THE EVENT and if the event is in line with the Mission Statement of the City of Lenoir Parks and Recreation Department. *Any events that require site supervision and /or custodial staff for after hour rentals will have \$10 per hour added to the cost of the rental. (Field rentals include 1 field preparation per day)					
"For Profit" groups, organizations, etc. will incur a higher rental rate & will meet for review & approval with the LPR Director prior to contract approval. Note: 1 hour. maximum set-up/clean-up time if available (30 min. prior & 30 min. after) All weekend rentals must be booked by Friday at 12pm prior to that weekend.					