

**CITY OF LENOIR
COMMITTEE OF THE WHOLE
CITY HALL, THIRD FLOOR CONFERENCE ROOM
TUESDAY, APRIL 28, 2026
8:30 A.M.**

- I. CALL TO ORDER
- II. CITIZEN COMMENT
- III. PUBLIC SAFETY
 - A. Update; Police Department –Andy Wilson, Police Chief
 1. First Quarter Report
 - B. Update; Fire Department – Norman Staines, Fire Chief
 1. First Quarter Report
- IV. PUBLIC SERVICES
 - A. Public Services Public Works Director Jon Hogan will present updates on current projects.
 1. Triangle Park Proposal Update
 - B. Public Services Public Utilities Director Jeff Church will present updates on current projects.
- V. COMMUNITY DEVELOPMENT
 - A. Lenoir Business Advisory Board: The Lenoir Business Advisory Board met on Thursday, April 9. Minutes of the February 12, 2026 meeting is submitted as information.

Lenoir Tourism Development Authority: The Lenoir Tourism Development Authority met on Wednesday, April 22. Minutes of the December 5, 2025 and April 14, 2026 meetings are submitted as information.

Economic & Main Street Director Brenda Floyd will present a report of the meetings and current projects.
 - B. Planning Board: The Planning Board met on Monday, April 13. Planning Director Hannah Williams will present on current projects.
 - C. Parks & Recreation Advisory Board: The Parks & Recreation Advisory Board met on Monday, April 20. Parks & Recreation Director Phil Harper will present a report on current projects.
- VI. FINANCE & ADMINISTRATION
 - A. Update –Donna Bean, Finance Director
 1. Financials
 - B. Update: David Coffey, Interim Director of Special Projects and Grants
 - C. Update: Joshua Harris, Public Information Officer
 1. March Communications Report

- VII. OTHER
 - A. May Calendar

- VIII. ADJOURN



Chief Andy Wilson
First Quarter Report
January - March, 2026



LENOIR POLICE DEPARTMENT QUARTERLY REPORT

DEPARTMENTAL TRAINING

Investigations Training Hours		32
Suicide Investigations		32
School Resource Training Hours		6
SRO Update (2026)		6
Special Response Team Training Hours		160
Sniper Course		50
SRT Non-Specified		110
State Mandated Training Hours		240
Bloodborne Pathogens / Hazmat		4
Committed to Integrity (2026)		56
Critical Decision Making Model (2026)		56
Firearms Classroom - Instructor (2026)		8
General Instructor Update (2026)		9
DCI Module 1		16
Security Awareness Training		5
TO (2026): Surviving Op Disruptions, Railroad Safety, Processing Calls/QA, Leadership from Within, How Can I Help		40
Youth Focused - Strategies & Responsibilities (2026)		50
Supplemental Training Hours		2087
Basic Narcotics		24
Bean Bag Deployment		40
Community Oriented Policing		24
Criminal Record Inquiries		1
Field Training Evaluation Program for New Officers		1856
Field Training Officer Training		40
Flock Camera System		2
Huntress Training (as assigned by I.T.)		7
Intoxilyzer		40
Less Lethal Training		36
Recreational Off-HWY Vehicle Course		1
Surviving the First 3 Seconds		16
Supervisory Training Hours		86
An Evaluation Program that Works		6
Tactical Leadership - Critical Lessons		80
TOTAL TRAINING HOURS		2611



LENOIR POLICE DEPARTMENT QUARTERLY REPORT

DEPARTMENTAL ACTIVITIES

Achievements & Announcements

Certificate Programs (400+): Intermediate - Ryerse; Traffic Crash Reconstruction - MacLeod
 Supervisory Promotions: LT Bumgarner to MJR, CPL Pennell to SGT, PTL Barrett to CPL
 Telecommunicator Certificates: General - Hollingworth, Hollowell, Hollar, Gainey, Eller, Dula, & Davis

Committees & Meetings

Board Meetings: Crime Stoppers, Robins Nest, Shelter Home
 Committees: Child Abuse/Fatality Prevention, Criminal Justice Advisory, Cust Svc, FTO/Trg, FOP, SCAT
 Other: Cadet Camp Planning, FBI-NAA Conference, NC Chief's Conference, Supervisors

Demos, Events & Tours

Caldwell Rotary Speaking Engagement; Crime Stoppers BINGO fundraiser, 5K/10K Race
 Governor's Highway Safety Initiatives
 Leadership of Lenoir Class
 Safe Kids: Car Seat Check; Read Across America/Elementary Engagement

Programs & Other Mentions

Audits Completed: CJLeads, LInx, & Criminal Justice In-Svc. Compliance
 Essential Personnel Program (Under Development)
 Reserve Guard Duty: SRO Inman
 Retirements: Major Stilwell, SGT Spears & MPO Ruppard
 Urban Archery Season Renewed for 2026



K-9 Team teaching at the City of Lenoir Leadership Class



LENOIR POLICE DEPARTMENT QUARTERLY REPORT

CRIMES AGAINST PERSONS

NIBRS	Charge Description	1Q23	1Q24	1Q25	1Q26
13A	Aggravated Assault	8	5	2	10
11D	Forcible Fondling	2	6	4	12
11A	Forcible Rape	1	4	4	3
11B	Forcible Sodomy	0	1	1	0
64A	Human Trafficking (Commercial Sex Acts)	0	0	0	0
64B	Human Trafficking (Involuntary Servitude)	0	0	0	0
36A	Incest	0	0	0	0
13C	Intimidation	4	2	10	17
09C	Justifiable Homicide	0	0	0	0
100	Kidnapping / Abduction	1	0	2	1
09A	Murder / Non-Negligent Manslaughter	0	0	0	0
09B	Negligent Manslaughter	0	0	0	1
11C	Sexual Assault with Object	1	3	0	0
13B	Simple Assault	84	64	61	94
36B	Statutory Rape	0	2	4	0

TOTALS	101	87	88	138
---------------	------------	-----------	-----------	------------

CRIMES AGAINST SOCIETY

NIBRS	Charge Description	1Q23	1Q24	1Q25	1Q26
720	Animal Cruelty	1	0	0	1
40B	Assisting / Promoting Prostitution	0	0	0	0
35A	Drug / Narcotic Violations	76	69	64	85
35B	Drug Equipment Violations	39	20	30	33
39A	Gambling (Betting / Wagering)	0	0	0	0
39C	Gambling (Equipment Violations)	0	0	0	0
39B	Gambling (Operating / Promotion)	0	0	0	0
39D	Gambling (Sports Tampering)	0	0	0	0
370	Pornography / Obscene Materials	0	6	2	2
40A	Prostitution	0	0	0	0
40C	Purchasing Prostitution	0	0	0	0
520	Weapons Law Violations	11	5	12	11

TOTALS	127	100	108	132
---------------	------------	------------	------------	------------



LENOIR POLICE DEPARTMENT QUARTERLY REPORT

CRIMES AGAINST PROPERTY

NIBRS	Charge Description	1Q23	1Q24	1Q25	1Q26
200	Arson	1	1	3	1
510	Bribery	0	0	0	0
220	Burglary / Breaking & Entering	37	53	29	20
250	Counterfeiting / Forgery	2	5	2	1
290	Destruction/ Damage/ Vandalism of	26	41	39	22
270	Embezzlement	0	0	0	0
210	Extortion / Blackmail	0	0	0	0
26G	Hacking / Computer Invasion	1	0	0	0
26F	Identity Theft	0	1	0	4
23H	Larceny (All Other)	50	57	46	36
23D	Larceny (From Building)	12	5	11	7
23E	Larceny (From Coin-Operated Machines / Devices)	0	0	0	0
23F	Larceny (From Motor Vehicles)	17	21	7	10
23G	Larceny (Motor Vehicle Parts and Accessories)	4	1	5	5
23A	Larceny (Pick-Pocket)	0	0	1	1
23B	Larceny (Purse Snatching)	0	0	0	0
23C	Larceny (Shoplifting)	25	27	17	6
240	Motor Vehicle Theft	20	7	14	5
26B	Fraud (Credit / Debit Card / ATM)	7	11	5	9
26A	Fraud (False Petense / Swindle / Confidence Game)	10	19	15	11
26C	Fraud (Impersonation)	3	5	5	1
26D	Fraud (Welfare)	0	0	0	0
120	Robbery	1	1	3	1
280	Stolen Property	6	1	3	5
26E	Wire Fraud	1	0	0	0

TOTALS 223 256 205 145

CRIME STOPPERS

Description	1Q23	1Q24	1Q25	1Q26
Calls Received	44	33	22	8
Illegal Narcotics Recovered	\$0	\$0	\$0	\$0
Rewards Paid	\$0	\$200	\$800	\$0
Stolen Property Recovered	\$90	\$300	\$0	\$0
Total Arrests	3	3	0	7



LENOIR POLICE DEPARTMENT QUARTERLY REPORT

GROUP B OFFENSES

NIBRS	Charge Description	1Q23	1Q24	1Q25	1Q26
90A	Bad Checks	0	0	0	0
90B	Curfew / Loitering / Vagrancy	0	0	0	0
90C	Disorderly Conduct	3	1	5	2
90D	Driving under Influence	11	4	8	10
90E	Drunkenness	0	1	2	1
90F	Family Non Violent Offenses	28	55	39	47
90G	Liquor Law Violations	1	0	1	1
90H	Peeping Tom	0	1	1	0
90I	Runaways	4	1	1	3
90J	Trespass of Real Property	1	3	2	3
90Z	All Other Offenses (Person / Property / Society)	3	3	0	8
TOTALS		51	69	59	75

CALLS FOR SERVICE

Description	1Q23	1Q24	1Q25	1Q26	
Alarms	353	388	322	367	
Animal Complaints	71	61	48	58	
Civil Disturbances	198	191	150	176	
Domestic Disturbances	222	201	196	233	
Field Contacts	49	192	63	464	
Follow-Ups	283	239	226	192	
Foot Patrols	23	27	25	14	
Incomplete 911s	768	511	505	461	
Loud Noise Complaints	60	58	46	52	
Special/House Checks	2776	4104	2623	2620	
Stranded Motorists	133	155	100	125	
Suspicious Persons	481	522	514	626	
Suspicious Vehicles	308	249	245	256	
Warrant Service	226	217	148	229	
TOTALS		5951	7115	5211	5873

Group B offenses are non-reportable and consist of Crimes Against Society, except bad checks, runaway juvenile, and all other offenses.
Runaway juvenile is not classified as a crime by the FBI, but we feel documentation is warranted.



LENOIR POLICE DEPARTMENT QUARTERLY REPORT

CANINE ACTIVITIES

Description	1Q23	1Q24	1Q25	1Q26
Building Searches	4	2	4	7
Building Search Apprehensions	0	0	1	0
Call Outs	0	0	0	0
Demonstrations	0	1	5	4
Currency Seized	\$0	\$0	\$0	\$75
Assist Narcotics Searches	0	3	19	4
Assist Narcotics Seizures	0	3	21	3
Narcotic Utilizations	88	14	19	37
Street Value of Seized Narcotics	\$11,678	\$2,339	\$2,829	\$17,444
Tracks	2	1	1	2
Tracks Apprehensions	1	0	1	2
Training Hours	24	83	350	123
Utilizations	56	19	29	62

CHARGES / ARRESTS

Description	1Q23	1Q24	1Q25	1Q26
Felony Charges				
Adult	170	142	126	148
Juvenile	4	3	1	2
Misdemeanor Charges				
Adult	556	479	463	462
Juvenile	6	10	18	16
TOTALS	736	634	608	628

Figures to the right are arrests stemming from charges above. Involuntary Commitments are included in misdemeanor arrest totals.	Felony Arrests	112	113	87	112
	Misdemeanor Arrests	452	417	375	375
	Involuntary Commitments	54	47	57	70



LENOIR POLICE DEPARTMENT QUARTERLY REPORT

TRAFFIC

Description	1Q23	1Q24	1Q25	1Q26
Crashes				
Crashes with Injuries	46	50	49	44
Crashes with Property Dmg	196	205	188	228
TOTALS	242	255	237	272

<i>Figures to the right are included in the totals above.</i>	Fatalities	0	2	0	1
	Hit & Runs	50	55	59	43
	Parking Lots	49	69	75	63

In 1st quarter 2026, we had 4 pedestrians and/or cyclists injured in traffic crashes.

Tickets	1Q23	1Q24	1Q25	1Q26
Handicap Tickets Issued	0	2	0	0
Parking Tickets Issued	54	115	34	2
Parking Tickets Paid	33	129	26	8
Traffic Citations Issued	355	488	536	662
Warning Tickets Issed	144	318	334	325

Top Five Contributing Circumstances	1Q26
Failure to Reduce Speed	43
Improper Backing	37
Failure to Yield Right of Way	35
Improper Turn	24
Inattention	20

Top Five Crash Locations	1Q26
Blowing Rock Blvd / Hospital Ave	6
Blowing Rock Blvd / ABC Ct	4
Blowing Rock Blvd / Nuway Cir	4
Blowing Rock Blvd / Elizabeth St	3
Hickory Blvd / McLean Dr	3



LENOIR POLICE DEPARTMENT QUARTERLY REPORT

ADMINISTRATIVE

Description	1Q26
ABC Permits	7
Addict Help (Caldwell Fairgrounds) - 2 Events (2/8 & 3/28)	Malt Bev. & Spirituous Liquor (Sell on premise)
Addict Help (Caldwell Fairgrounds) - 2 Events (2/22 & 4/4)	Malt Bev. & Spirituous Liquor (Sell on premise)
Addict Help (Caldwell Fairgrounds) - 2 Events (3/15 & 4/12)	Malt Bev., Spirituous Liq. (Serve/Sell on premise)
Addict Help (Caldwell Fairgrounds) - 2 Events (3/15 & 11/14)	Malt Bev., Spirituous Liq. (Serve/Sell on premise)
Caldwell Memorial Hospital Foundation - Special One Time	Malt Bev., Wine, Spirit. Liq. (Serve/Sell on premise)
The Caldwell House - Special One Time Event	Malt Bev., Wine, Spirit. Liq. (Serve on premise)
Western Piedmont Symphone - Special One Time	Malt Bev., Wine, Spirit. Liquor (Sell on premise)

COMMUNICATIONS

Description	1Q23	1Q24	1Q25	1Q26
CAD Requests DSS	62	44	27	0
Criminal History Requests	75	78	51	158
Entered CAD Calls	10017	10991	8969	9137
Interpreter Requests (all Spanish)	4	2	6	0
Number of Monthly Validations	160	162	172	162
Utlity Calls	64	66	88	129

RECORDS

Description	1Q23	1Q24	1Q25	1Q26
CAD Reports	\$90	\$115	\$25	\$80
Fingerprinting	\$75	\$15	\$5	\$15
Parking Ticket Payments	\$290	\$1,175	\$220	\$150
Reports	\$55	\$35	\$20	\$20

TOTALS	\$510	\$1,340	\$270	\$265
---------------	--------------	----------------	--------------	--------------

PROPERTY & EVIDENCE

Description	1Q23	1Q24	1Q25	1Q26
Evidence Disposed	13	596	264	879
Evidence Received	649	525	505	821
Evidence Inventory Total	50057	52067	54207	26563

Total evidence inventory has changed to more accurately reflect number of items currently on hand vs. previous reporting of total collected since tracking in 2006.



LENOIR POLICE DEPARTMENT QUARTERLY REPORT

GENERAL INVESTIGATIONS

Description	1Q23	1Q24	1Q25	1Q26
Interviews / Forensic Interviews	95 / 1	201 / 10	159 / 10	98 / 6
Recovered Stolen Property	\$223,356	\$9,645	\$48,558	\$25,154
Recovered Stolen Vehicles (number of)	23	4	12	5
Recovered Stolen Vehicles (value of)	\$217,520	\$40,400	\$36,100	\$59,744
Narcan Use	21	21	14	2
Overdoses	40	33	24	5
<i>Opioid Induced Overdoses</i>	26	18	12	3
Suicides	2	2	1	4
Unattended Deaths	10	20	15	11

Narcan is used to reverse fatal drug overdoses. In 1st quarter 2026, its administration likely saved 2 lives.

CASE STATUSES

Description	1Q23	1Q24	1Q25	1Q26
Open	105	87	88	205
Inactive	316	216	161	131
CBA (Cleared by Arrest)	90	43	228	242
Exceptionally Cleared	9	6	14	0
Unfounded	37	35	47	48
TOTALS	557	387	538	626

NUISANCE

Description	1Q23	1Q24	1Q25	1Q26
Offenses				
Abandoned / Junk Vehicle	5	3	7	1
Graffiti	25	4	2	2
Health and Safety	2	2	7	3
Junk and Debris	33	35	39	47
Miscellaneous	1	7	0	2
Tall Grass or Vegetation	0	0	0	2
TOTALS	66	51	55	57

Case Statuses

City Abated	8	9	4	3
Owner Abated	15	25	30	33



LENOIR POLICE DEPARTMENT QUARTERLY REPORT

NARCOTICS ACTIVITIES

Description	1Q23	1Q24	1Q25	1Q26
Arrests	5	7	21	9
Charges	12	14	43	22
Cases Opened or Initiated Within City Limits	20	68	20	16
Cases Opened or Initiated While Assisting Other Agencies	13	27	21	19
Cash and Property Seized	\$762,079	\$15,737	\$1,812	\$2,978
Cash and Property Seized While Assisting Other Agencies	\$1,040	\$9,866	\$7,600	\$1,400
Illegal Narcotics Seized	\$3,343,899	\$218,717	\$109,387	\$168,924
Illegal Narcotics Seized While Assisting Other Agencies	\$74,065	\$613,251	\$650,001	\$667,365
Knock and Talks	2	9	4	5
Search Warrants	35	25	8	5
Total Assists and Joint Investigations	13	27	21	19
Vehicle Seizures	0	0	0	0

NARCOTICS CONFISCATED

Description	1Q26	
Drug Name	Quantity	Value
Cocaine	2 g	\$400
Crack Cocaine	1 g	\$200
Fentanyl	24.4 g	\$14,640
Marijuana	438.6 g	\$3,509
Methamphetamine	991.9 g	\$148,785
Oxycodone	49 du	\$1,390
TOTAL		\$168,924



LENOIR POLICE DEPARTMENT QUARTERLY REPORT

For the Alcoholic Beverage Commission Board's reporting requirements, listed below are alcoholic violations and drug charges from inside the city limits of Lenoir for the quarters below:

ALCOHOLIC VIOLATIONS

Description	1Q23	1Q24	1Q25	1Q26
Contributing to the Delinquency of a Minor	0	4	0	2
Consuming - Underage	0	0	1	2
Defrauding a Drug / Alcohol Screening Test	0	1	0	0
Driving While Subject to Impairing Substances	8	4	6	10
Driving While Impaired	3	1	2	0
Hold Until Sober	6	3	6	7
Impaired Driving Revocation	0	2	0	1
Intoxicated and Disruptive	4	3	4	2
TOTALS	21	18	19	24

DRUG CHARGES

Description	1Q23	1Q24	1Q25	1Q26
Felony Drug Charges	33	37	35	63
Misdemeanor Drug Charges	49	61	23	29
TOTALS	82	98	58	92

What's New in Nuisance?

➤ The Investigation's Division receives complaints from various sources about nuisances in the city limits of Lenoir.

Please see the map on the next page for a visible view of the code enforcement reports the detectives have documented this quarter.

Please note duplicate visits have been limited to one incident per address for mapping purposes

➤ The following pictures are some before and after shots of properties in the city that detectives have been working on this quarter. Take a look!

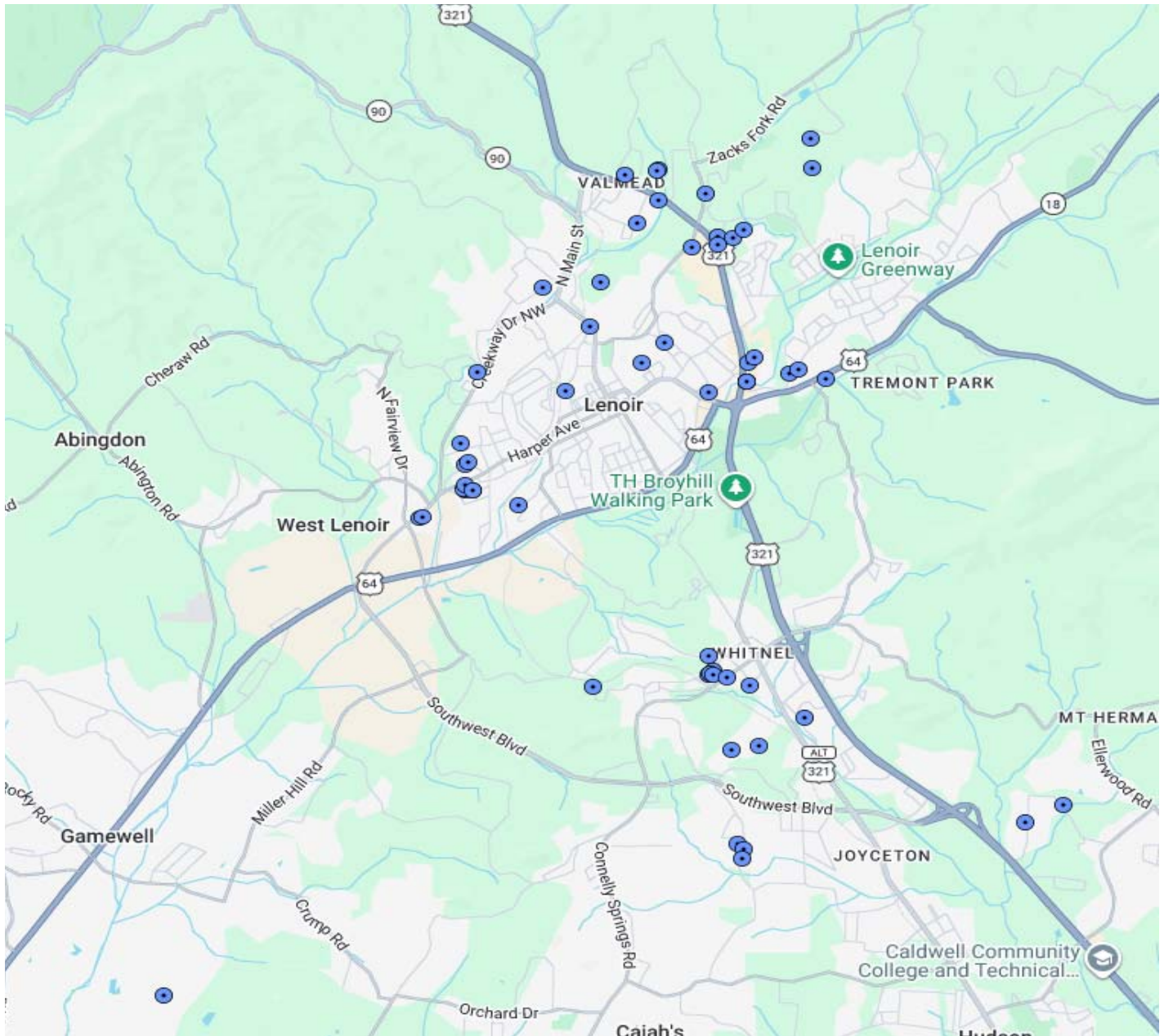
This owner abated property is located at 125 ABC Ct



This owner abated property is located at 126 Torrence Cir



Follow us around town!



115 SW HICKORY ST
214 NE GREENVALLEY PL
221 NW SUNSET ST
103 SW HICKORY ST
108 SW HICKORY ST
110 SW HICKORY ST
2303 WALT ARNEY RD
2205 WALT ARNEY RD
2116 WALT ARNEY RD
115 SW HICKORY ST
201 NE LOWER CREEK DR
2620 FAIRWOOD DR
132 NW TORRENCE CIR
1207 NE WEAVER CT
120 NE CEDAR RUN ST

710 SW JASON PL
216 NE LOWER CREEK DR
308 BLOWING ROCK BLVD
506 WILKESBORO BLVD
404 SW RENWICK ST
620 NW WENTWORTH PL
1939 NW HARPER AVE
1949 SW HARPER AVE
304 NE GREENVALLEY PL
202 BLOWING ROCK BLVD
311 NW GLENDALE ST
222 NE NUWAY CIR
2726 FAIRWOOD DR
306 BLOWING ROCK BLVD
424 NW STONEWALL ST

511 SW OAK ST
512 SW OAK ST
516 SW OAK ST
519 SW CONNELLY SPRINGS RD
126 NW TORRENCE CIR
1010 BLOWING ROCK BLVD
1145 NE POWELL RD
205 NW GREENHAVEN DR
601 SW JASON PL
202 BLOWING ROCK BLVD
1285 NE PRINCE WILLIAM DR
1326 NE PRINCE WILLIAM DR
1625 NW HAYES PL
1210 NW PIEDMONT DR
1349 BLOWING ROCK BLVD



Lenoir Police Department

Calls For Service

17

*115 NE ABC CT
LENOIR, NC 28645*

January 1, 2026 - March 31, 2026

ESCORT BUSINESS	1
SPECIAL CHECK	3
SUSPICIOUS PERSON	1

Total Calls:	5
---------------------	----------



Chief Norman Staines
First Quarter Report
January - March 2026

OVERVIEW

Thank you for taking the time to look through the Lenoir Fire Department's quarterly report. This report is designed to give you an understanding of the day-to-day operations of our department and staff for the first quarter of 2026. The first quarter of the year has been busy for our department and staff.

MAJOR EVENTS:

January:

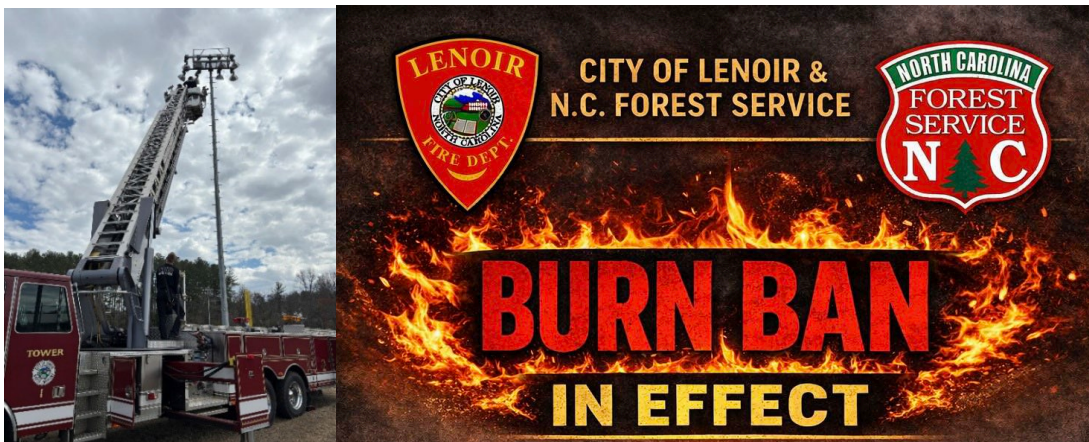
- Staff participated in a Caldwell Early College High School Career Fair (22nd)
- Battalion Chief Chris Bradshaw retired (31st)

February:

- Staff attended the Caldwell Together meeting at St. James Episcopal Church (17th).
- Staff participated in their first off-duty facilities training at Catawba Valley Community College (24th, 25th, 26th)
- Staff conducted a fire truck visit at Lenoir Christian Fire Academy (27th)

March:

- Staff hosted quarterly retiree breakfast at Station # 2 (6th)
- Staff assisted with replacing lights at Mulberry Recreation Center (10th)
- Staff attended an Emergency Workers Breakfast at College Avenue Baptist Church (13th)
- Staff completed medical standby at the Leprechaun Leap 5K/10K with UTV and 2 Firefighters (14th)
- Staff participated in a Career Fair at Whitnel Elementary School (27th)
- Staff participated in a Career Fair at Hibriten High School (27th)
- An open burn ban was put into place on March 28, 2026, beginning at 1800.



Winter Storms

Community Support

During the two winter storms staff were shown appreciation by local restaurants. Both Longhorn of Lenoir and Chick-fil-A feed on duty staff.



Responses

During the winter storms the decision was made to respond Ranger 1 and 2 on medical calls in Station 1 and 2 districts. As needed Ranger 1 would assist with calls in the district of Station 3. This was done due to their maneuverability in the slick conditions. During this time Ranger 1 responded to 60 calls for service and Ranger 2 responded to 16 calls for service.



RESPONSES / INCIDENTS / CALLS FOR SERVICE

INCIDENT COUNT

INCIDENT TYPE	1st Quarter 2024 # INCIDENTS	1st Quarter 2025 # INCIDENTS	1st Quarter 2026 # INCIDENTS
MEDICAL	548	530	514
FIRE	231	286	265
TOTAL	779	816	779

PRE-INCIDENT VALUE – VS – DOLLAR LOSSES – VS PROPERTY SAVED

	PRE-INCIDENT VALUE	LOSSES	PROPERTY SAVED
2024 – 1st QUARTER	\$10,589,200	\$266,100	\$10,323,100
2025 – 1st QUARTER	\$11,840,300	\$671,000	\$11,169,300
2026 – 1st QUARTER	\$6,846,500	\$62,550	\$6,783,950

**LIGHTS AND SIREN AVERAGE FOR ALL CALLS (MM:SS)
FIRST ARRIVING APPARATUS (TRAVEL TIME)**

2024 – 1st QUARTER	3:27
2025 – 1st QUARTER	3:05
2026 – 1st QUARTER	3:48

Turnout Compliance (NERIS)

Count of Incidents: 779

Count of Turnout Time Less than 80 seconds: 722

Average Unit Turnout Time: 0m:08s

Count of Response Times less than 320 Seconds: 642

Average Unit Response Time: 3m:48s

Count of Incident Where Travel Time less than 240 seconds: 519

Average Unit Travel Time 3m:39s

Count of Incidents per Station

	January 2026	February 2026	March 2026	Station Totals
Station 1	157	135	136	428
Station 2	56	56	68	180
Station 3	65	55	44	164
Out of District	1	4	2	7
Monthly Totals	279	250	250	779

Mutual Aid Given

Department	Count of Incidents
Gamewell Fire Department	3
Hudson Fire Department	1
Total	4

Mutual Aid Received

Department	Count of Incidents
North Carolina Forest Service	2
Hudson Fire Department	1
Valmead Fire Department	1
Total	4

Addresses with Multiple Incidents

Location	Count of Incidents
100 Abington Road	18
322 Nuway Circle	13
1902 Hickory Boulevard	12
102 Willow Street	12
505 Wilkesboro Boulevard	11

Percent of Total Incidents That Were Responses to Address with Multiple Incidents: 49.9%

Count of Incidents to Addresses with Multiple Incidents: 389

Count of Address with Multiple Incidents: 116



COUNT OF INCIDENTS BY APPARATUS

	2024 – 1 st QUARTER	2025 – 1 st QUARTER	2026 – 1 st QUARTER
Battalion	80	143	122
Car 1	14	17	35
Car 2	7	1	0
Car 3	18	31	42
Car 4	6	7	9
Engine 1	41	169	32
Engine 2	84	144	125
Engine 3	117	126	127
Ladder 1	151	132	172
Ladder 2	107	108	141
Personal	2	2	0
QRV – 1	292	225	188
QRV – 2	118	113	78
QRV – 3	68	111	100
Ranger 1 (UTV)	N/A	N/A	63
Ranger 2 (UTV)	N/A	N/A	18
Rescue 1	144	69	104
Rescue 10	7	16	0
Support 1 (UTV)	1	1	0
S-10 (Command Trailer)	0	0	0
ST1 – Headquarters	1	2	7
ST2 – Station 2	0	0	4
ST3 – Station 3	0	2	4
Tower 1	5	22	12
Truck 17	1	2	0
Truck 18	0	0	0
TOTAL FOR ALL APPARATUS	1,275	1,443	1,383

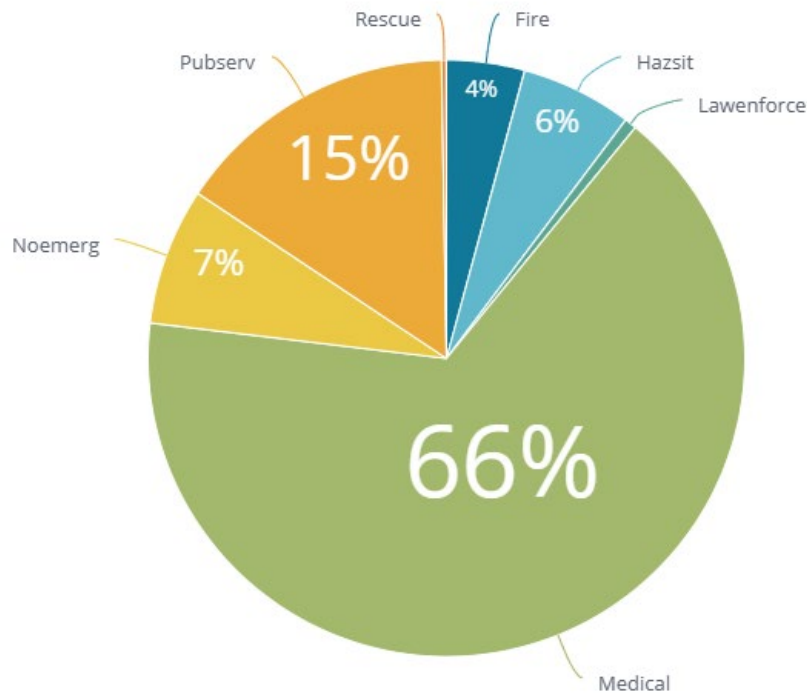


Call Response by Type

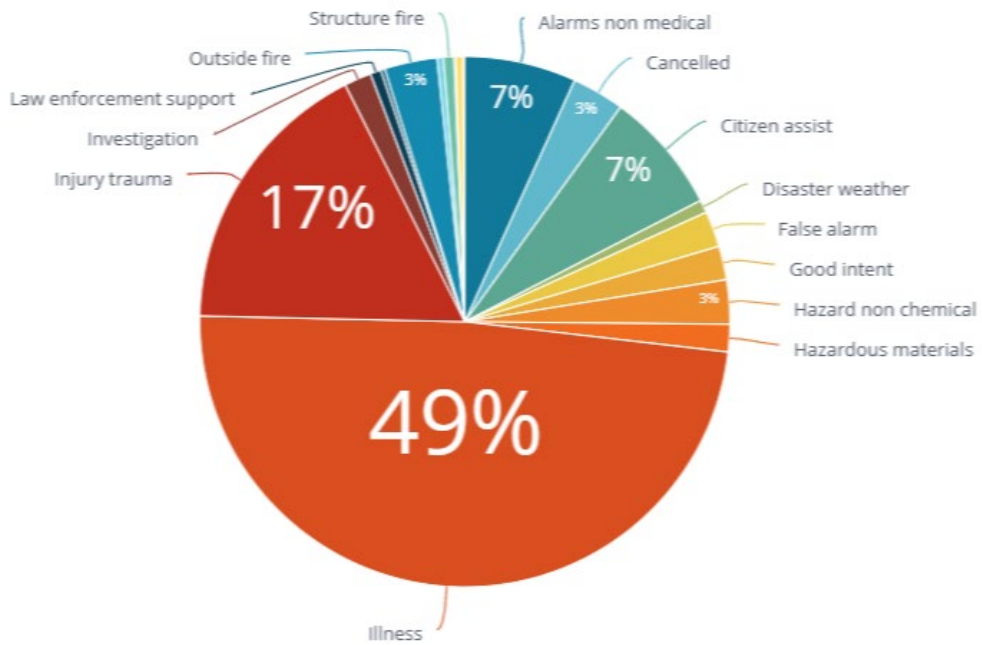
Primary Incident Type	Incidents			
	01/2026	02/2026	03/2026	Grand Total
Abdominal pain / problems	5.0	5.0	5.0	15.0
Accidental alarm	4.0	6.0		10.0
Allergic reaction / stings	2.0	3.0		5.0
Altered mental status	2.0	2.0	2.0	6.0
Animal bites			1.0	1.0
Aviation standby	1.0			1.0
Back pain (non-trauma)	2.0	2.0	4.0	8.0
Breathing problems	31.0	24.0	34.0	89.0
Burns / explosion	1.0			1.0
CO alarm	5.0	2.0		7.0
Cancelled	9.0	7.0	9.0	25.0
Cardiac arrest	7.0	6.0	7.0	20.0
Chest pain (non-trauma)	17.0	21.0	26.0	64.0
Choking			1.0	1.0
Citizen assist / service call	17.0	8.0	10.0	35.0
Confined cooking / appliance fire	1.0			1.0
Controlled burning (Authorized)	1.0	2.0	1.0	4.0
Convulsions / seizures	6.0	6.0	1.0	13.0
Damage assessment		1.0		1.0
Diabetic problems	3.0	3.0	3.0	9.0
Drowning / diving / scuba accident	1.0			1.0
Dumpster / other outdoor container fire		2.0		2.0
Electrical hazard / short circuit	2.0	4.0		6.0
Electrical power line down / arching / malfunction			2.0	2.0
Extrication / entrapped		1.0		1.0
Fall	30.0	20.0	17.0	67.0
Fire / smoke alarm	7.0	22.0	16.0	45.0
Fuel spill / fuel odor	1.0			1.0
Gas alarm		1.0		1.0
Gas leak / gas odor	1.0	4.0	7.0	12.0
Gunshot wound	3.0	2.0	2.0	7.0
Headache	1.0	1.0	3.0	5.0
Heart problems	8.0	5.0	3.0	16.0
Hemorrhage / laceration		3.0	1.0	4.0
Investigate hazardous release (Nothing found)	1.0			1.0
Law enforcement support	1.0		4.0	5.0
Lift assist	11.0	7.0	4.0	22.0

Malfunctioning alarm	6.0			6.0
Medical alarm			1.0	1.0
Motor vehicle collision	17.0	18.0	23.0	58.0
Move-up	2.0		1.0	3.0
Nausea / Vomiting			1.0	1.0
No incident found upon arrival / location error	3.0	2.0	1.0	6.0
Odor investigation	3.0	1.0	1.0	5.0
Other false call			1.0	1.0
Other outside fire		1.0	6.0	7.0
Other traumatic injury	1.0	3.0	1.0	5.0
Overdose	3.0	4.0	3.0	10.0
Person in distress			1.0	1.0
Poisoning		1.0		1.0
Pregnancy / childbirth		1.0	2.0	3.0
Psychological / behavior issues	1.0			1.0
Room and contents fire			1.0	1.0
Sick case	33.0	18.0	19.0	70.0
Smoke from non-hostile source (Smoke scare)	2.0	2.0	1.0	5.0
Smoke investigation	4.0	1.0	3.0	8.0
Stab / penetrating trauma			1.0	1.0
Standby request (medical)		1.0		1.0
Stroke / CVA	2.0	9.0	3.0	14.0
Structural involvement	3.0			3.0
Trash / rubbish fire	2.0	2.0	1.0	5.0
Unconscious victim	8.0	6.0	6.0	20.0
Unknown problem (medical)	1.0	2.0	1.0	4.0
Vegetation / grass fire		3.0	5.0	8.0
Vehicle fire - commercial	1.0			1.0
Vehicle fire - passenger	1.0		1.0	2.0
Weather response	1.0	4.0		5.0
Well person check	4.0		1.0	5.0
Wildfire - urban interface		1.0	1.0	2.0
Wildfire - wildland			1.0	1.0
Grand Total	279.0	250.0	250.0	779.0

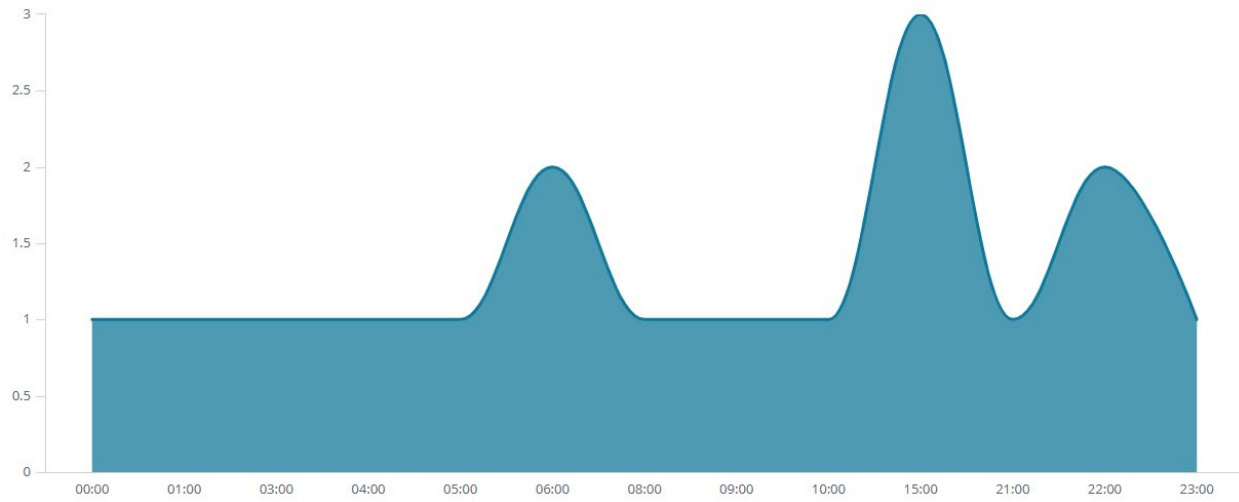
Primary Incident Type Category



Primary Incident Types by Subcategory



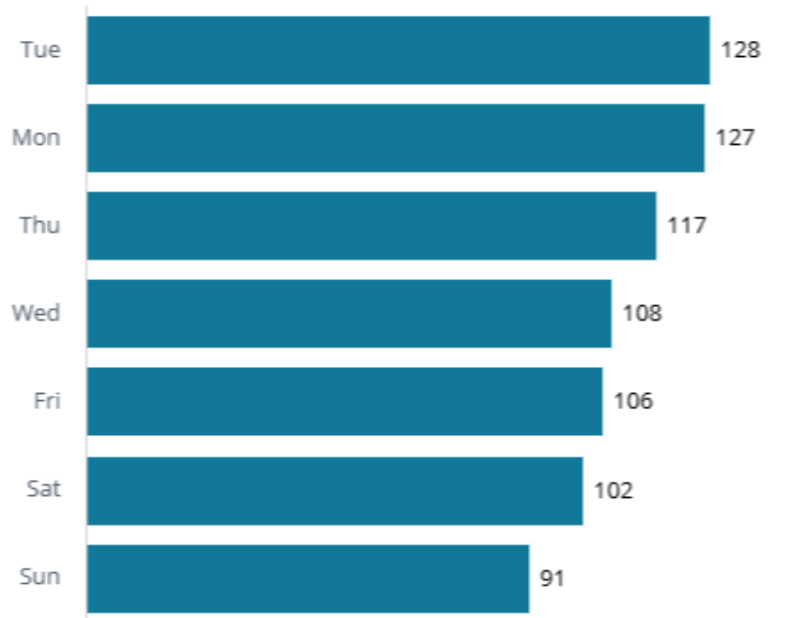
Fire Alarms over Time



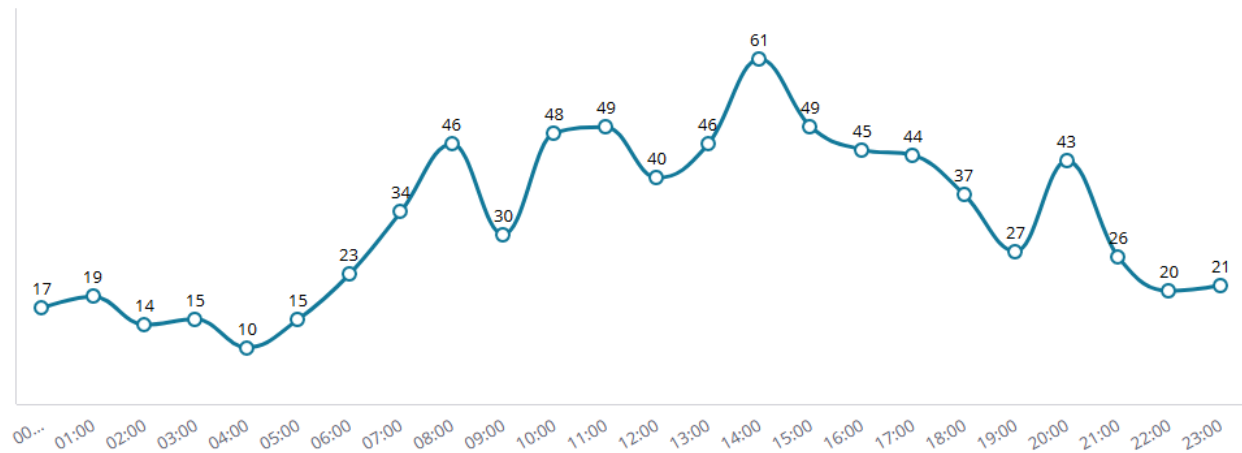
Incidents with False Alarms: 17

Percentage of Incidents with False Alarms: 2.18%

Incident County by Day of Week



Incident County by Hour of Day



TRAINING REPORT

In the first quarter, our department participated in **5,215.67** hours of training. This accounts for both on and off duty training.

Student Hours by Month

January	1,519.67
February	2,002.5
March	1,692.5
Total	5,215.67

January: During the month, EMS training was conducted on Bloodborne Pathogens. The annual required 12 hours of “Officer” related training was completed that involved various leadership topics. Staff also reviewed several Line of Duty Deaths (LODDs) to examine how to be better prepared.

February: During the month, EMS training was conducted on cardiac arrest and CPR skills. Each staff member completed 7 of their 18 annual facilities training hours at CVCC off duty. This training consisted of everything from basic firefighter skills like forcible entry to more advanced skills like victim rescue, Rapid Intervention (downed firefighter), VES (vent enter search) with much of the training under live fire and smoke conditions. Staff completed their six hours of annual HazMat training. Forcible Entry was reviewed and new techniques were practiced.

March: During the month, EMS training was conducted on vital signs and monitoring devices. For firefighter training during the month staff trained with a focus on a training house on Norwood Street. Training included hose deployments, and ladder evolutions. Several staff were able to attend a class on “Dementia Education for County Professionals” at the Caldwell County HHS Building (March 31st and April 1st.)

NEW FOR 2026

During the last ISO rating “Facilities Training” was an area that could give us the greatest impact of gaining points. The ability to obtain the 18 hours of “Facility” training will be a big gain. Beginning in 2026 and moving forward quarterly off-duty training will be scheduled to achieve this goal. February’s training was completed and the next training has been scheduled for May.

In addition, to help ensure all staff get the maximum credit for ISO and stay up on new techniques and / or refresh previously learned materials an online training program was developed. The 2026 plan has been provided to staff and each month they will receive 6 to 8 hours of online training credit to complement our current training program. This training will be credited for company training, officer training, fire investigator training, fire and life safety educator training and / or HazMat training.

CVCC Training Shift Pictures



A-Shift



B-Shift



C-Shift

FIRE PREVENTION ACTIVITIES

In the first quarter of 2026 the department delivered 4 fire prevention presentations / public education programs. We were able to perform these programs for businesses, schools, and religious groups and had an estimate of 419 participants.

0-4 years (preschool)	20
5-10 years (elementary)	290
11-13 years (middle school)	0
14-18 years (high school)	85
Adults (19-61)	24
Seniors (62+)	0
Total Participants	419

Twelve (12) smoke detectors were installed in the first quarter of 2026. Detectors can be requested, if available, and installed for free to our citizens by calling one of our stations and scheduling installation.



FIRE MARSHAL's REPORT

Fire Marshal – This quarter 179 fire code inspections were completed within the Lenoir City Limits.

- The Fire Marshal investigated one (1) compliant this quarter. The compliant was located at Marvin's One Stop. Staff works with any business owner to resolve if issues are found.
- The Fire Marshal worked on plans with Thomasville Plant, LHS Auditorium, LHS Gym, Kingdom Hall, Dead People's Stuff Building, Caldwell Memorial Hospital, First Baptist Church, JBS Meath Packing, Catawba Valley Vascular, Bethel Colony, Los Tres Socios Bakery, Lenoir Aquatic Center, Friendly Lunch, Gootle # 1, Google # 2, 808 Management Building, 2115 Hickory Blvd and Old Popeyes Building.
- Fire Department used approximately 47,878 gallons of water on fires and during training.
- Burning Issues:
 - 18 illegal burns
 - 5 legal burn
- Permits – 8 Burn Permit, 2 Fire Protection Change, 2 Fire Protection Impairment, 0 Special Amusement, 1 Special Event, 0 Hot Works, 1 Tank Removal, 0 Operational Permit, 2 Tent, 1 Fumigation, 0 Fireworks/Pyrotechnics and 1 Mixed use Apartment.

Fire Investigations - In accordance with N.C.G.S. Chapter 58 article 79, all fires that occur inside the City Limits of Lenoir are investigated for cause and determination. We have certified fire investigators on each shift and they work under the direct supervision of our Fire Marshal. This quarter we had 35 investigations that occurred in the City with below being of higher impact:

- House fires: Meadowlane, Winfield, Sunset and Delwood
 - Commercial fire: Google
 - Wildland fires: Powell Brickyard, Old North, McLean and Civic
- Total acres burned within the City: 4

Emergency Management - The Fire Marshal also acts as the City of Lenoir's Emergency Manager under the direct supervision of the Fire Chief. This position works closely with local and State Emergency Management and partners with the LEPC to respond and mitigate hazardous/disasterous incidents or situations.

- Gas Leaks: Penley, O'Reilly Auto, Creative Beginnings, Hemlock, Caldwell Opportunities, Perkins, Main St., Elizabeth and Finley.
- CO tank removal without a permit
- Fuel Spill: Countryside Drive and Caldwell Memorial Hospital (from truck)
- Search: Lost person from Foxwood (found on Collettsville Road)
- Multiple storm preparations with three (3) resulting in calls and damage

Other

- Standbys:
 - Events 4
 - For EMS 0
 - Lift Assists 32
 - Invalid 57

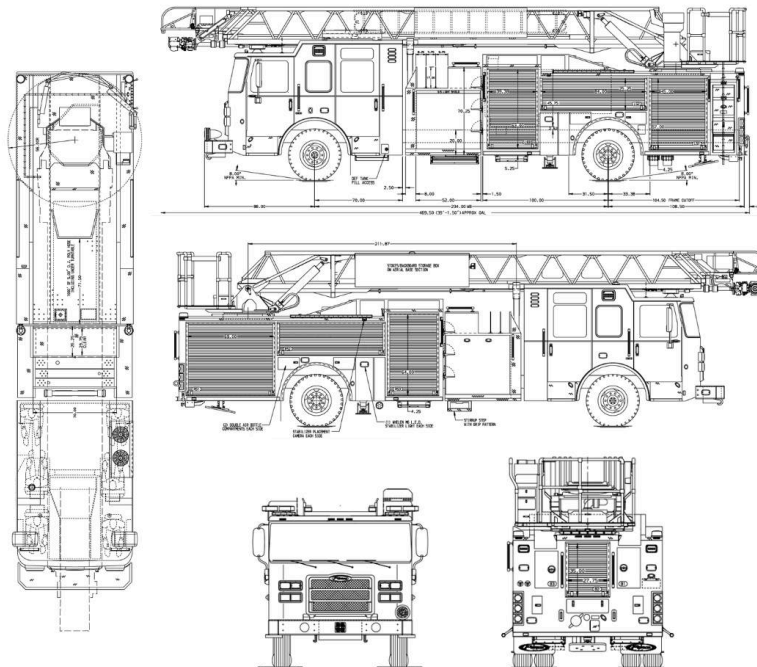


NEW Pierce Enforcer Ascendant 107' Single Axle Ladder Truck

On April 1, 2026, the City of Lenoir confirmed order of a new Ladder 1. The truck is to be completed in September 2026.

Details include:

- Enforcer 70" Cab
- 11' 11" OAH / 39' 1.5" OAL
- 510 HP Paccar MX 13 Engine
- Pierce Command Zone
- ClearSky Telematics
- TAK-4 Independent Front Suspension
- Waterous 2000 GPM Pump
- 500 Gallon Poly Tank
- Whelen Emergency Lighting
- HiViz Scene Lighting



THANK YOU FOR YOUR BUSINESS! CHRIS GRACE - REGIONAL ACCOUNT MANAGER

ATLANCIC
EMERGENCY SOLUTIONS



Lenoir Police Department

Calls For Service

34

*1326 SW CONNELLY SPRINGS RD
LENOIR, NC 28645*

January 1, 2026 - March 31, 2026

ESCORT FUNERAL	5
SPECIAL CHECK	4
TRAFFIC STOP	3

Total Calls:	12
---------------------	-----------

TRIANGLE PARK HIGHLAND AVE MODIFIED PROPOSAL

AREAS OF IMPORTANCE:

1- Removal of trees and planting of oaks, redbuds, serviceberry and sweetshrubs.

Oaks 6 at \$400	\$2400
Dogwoods 3 @ \$200	\$600
Serviceberry 3 at \$ 200	\$600
Sweetshrub 3 at \$200	\$600
Major plant material	\$4200

2-Sculpture area

Brick border 50 ft non mortered	\$500
ABC 4 inches 5 yards at \$25	\$125
Decorative pea gravel at 150 per ton	\$225
Level existing area	\$200
Total	\$1000
Alternate steel edging at \$10/ft	\$500
	\$1500

3- Memorial bench area

Brick border 36 ft non mortered	\$360
Decorative pea gravel over	
Non woven filter cloth 8 oz	\$150
Alternate steel edging	\$360
	\$870

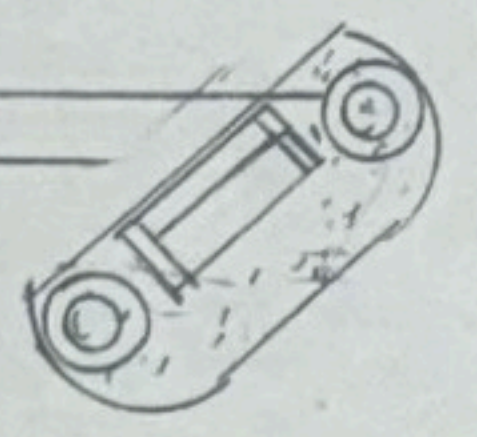
Total \$6570

\$- Other Seed, Pots , Trash cans

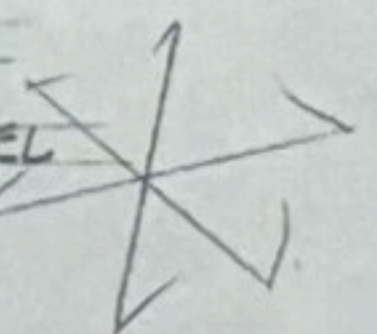
36" POTS - SEASONAL COLOR

MEMORIAL BENCH - MATCH SCULPTURE AREA

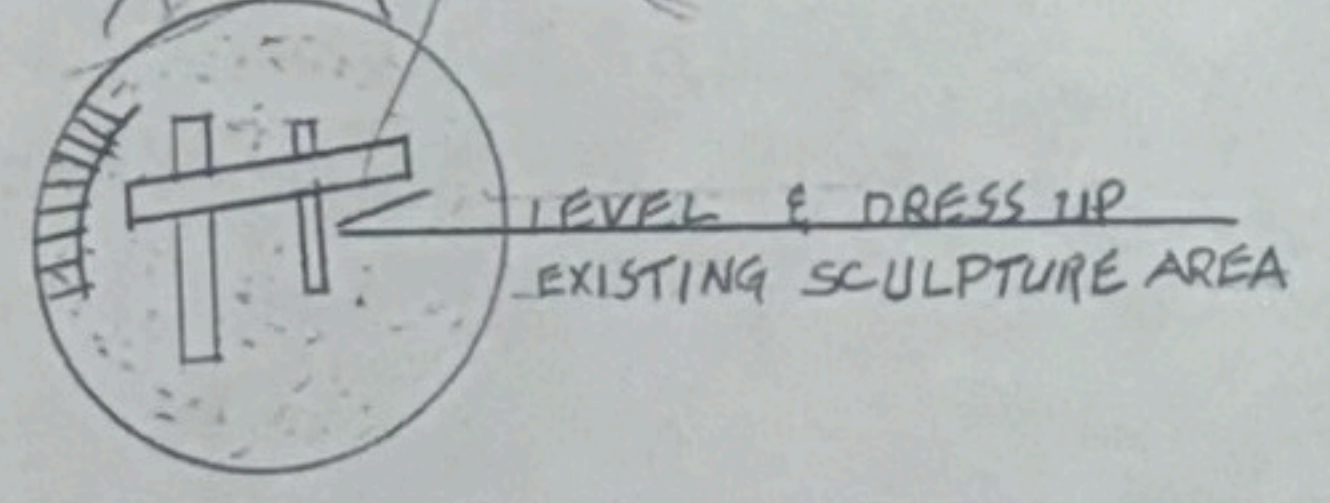
LOCATE CENTER POINT A-B



LIGHTLY DRESS TO CREATE SEMI-LEVEL MULTI-ACTIVITY AREA



CENTER POINT PARK



LEVEL & DRESS UP EXISTING SCULPTURE AREA

HIBRITEAY AVE

SCALE 1:80

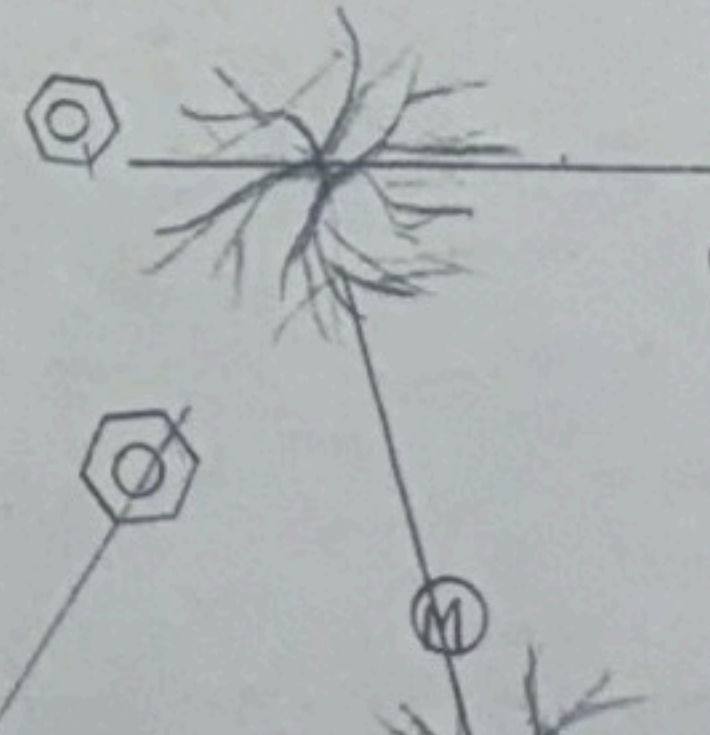
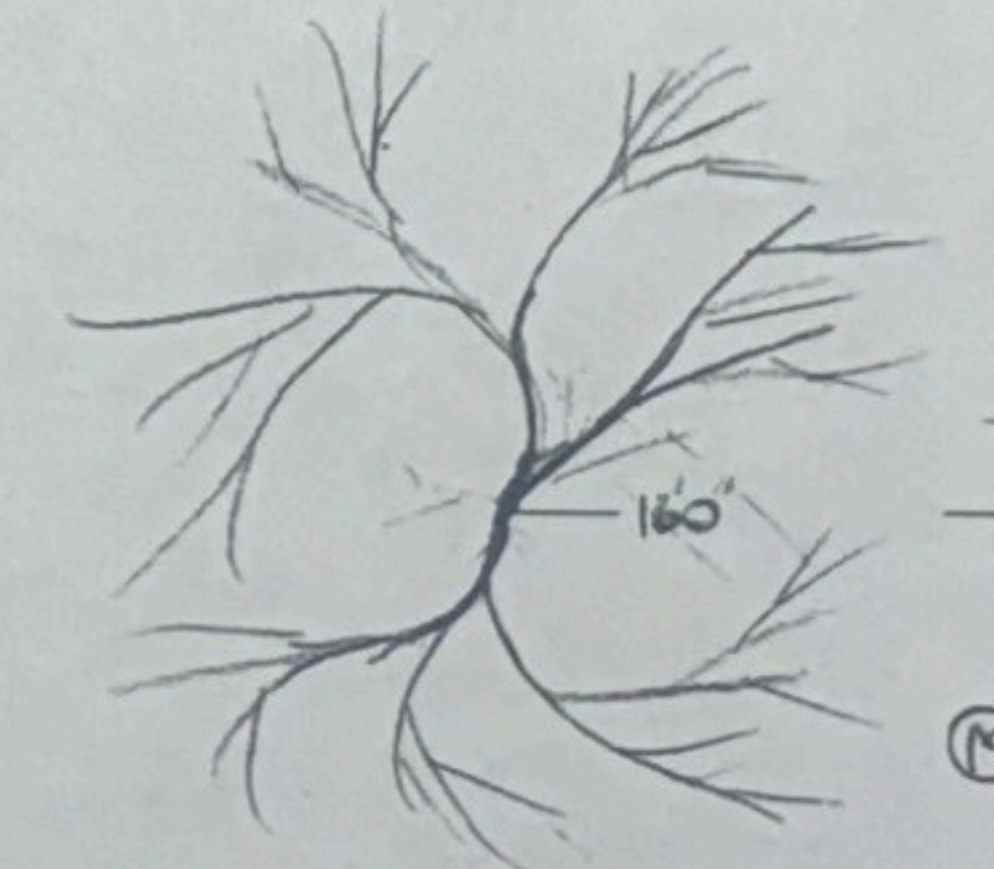
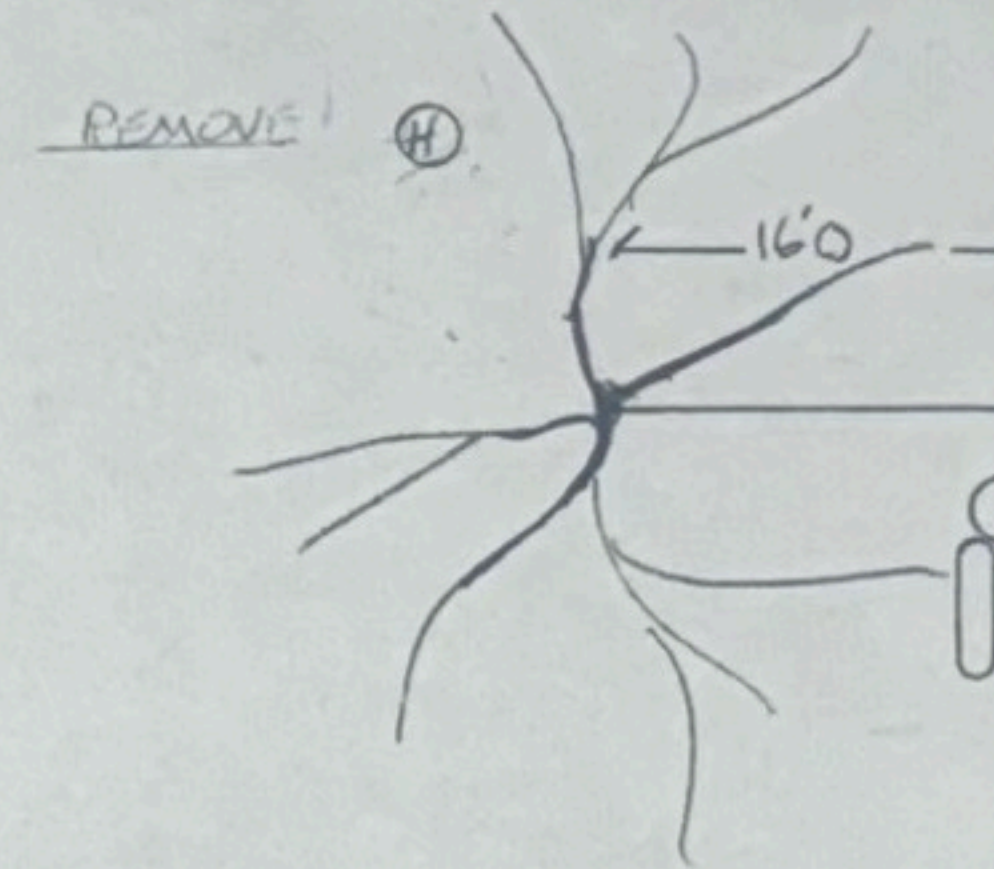
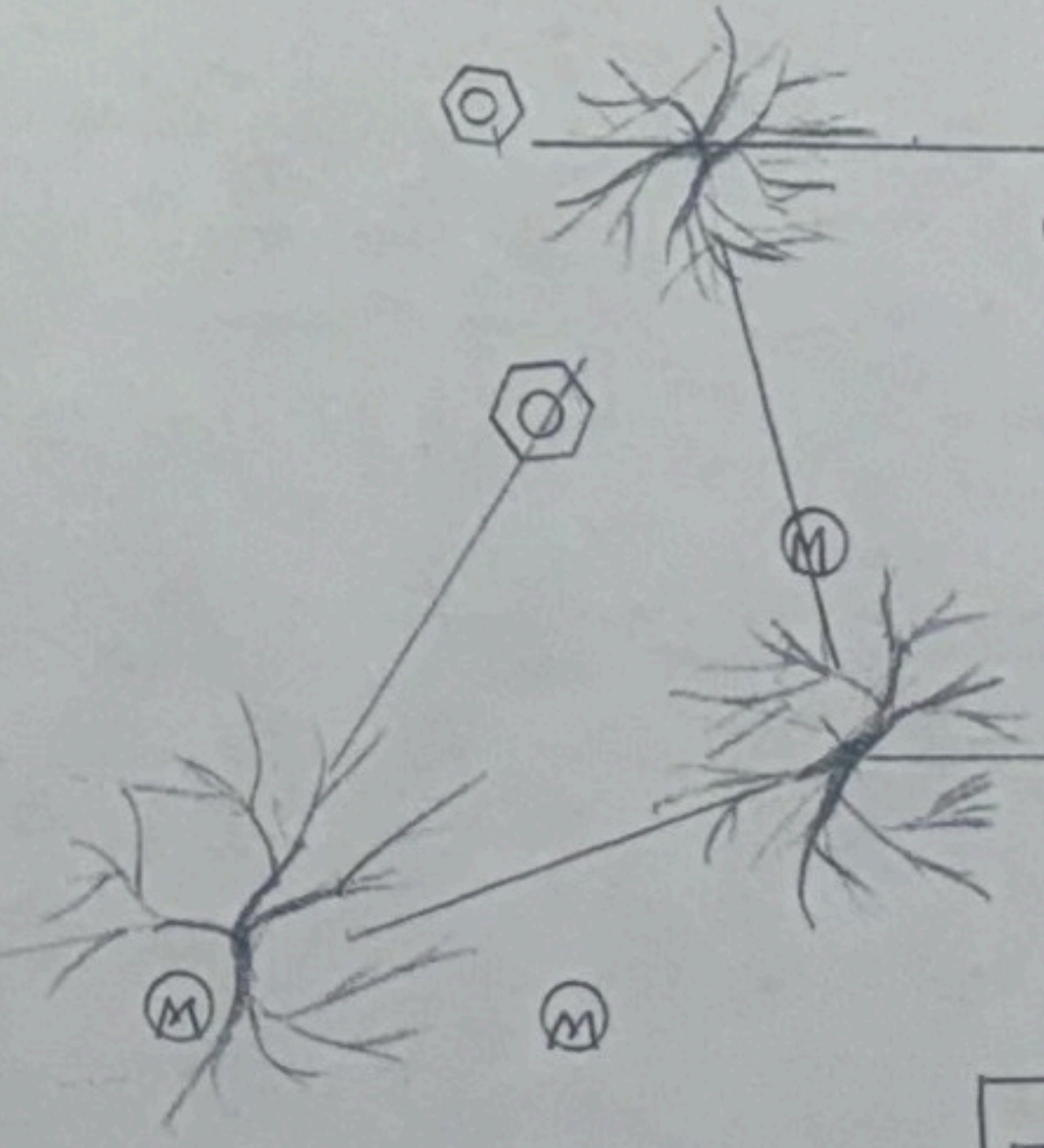
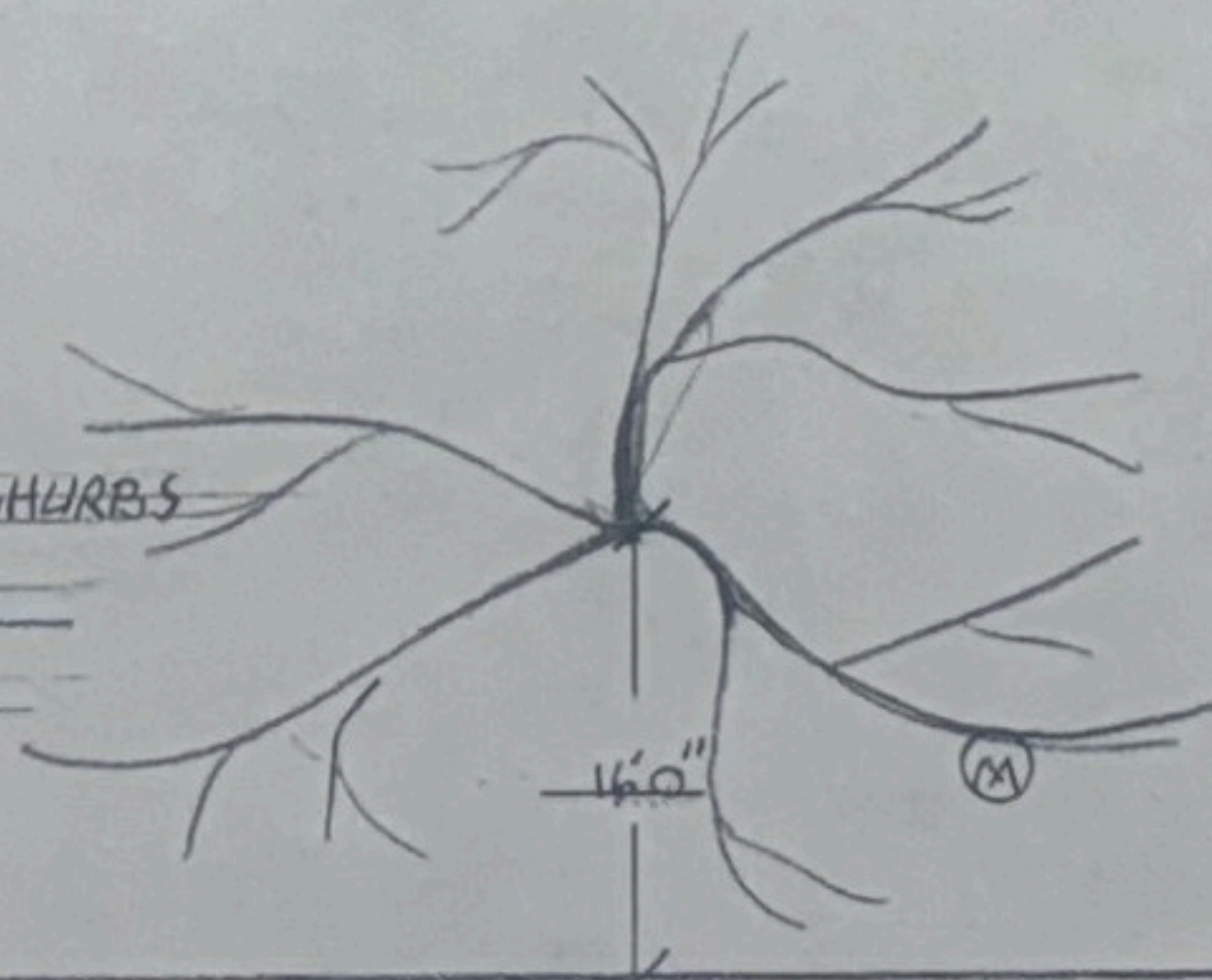
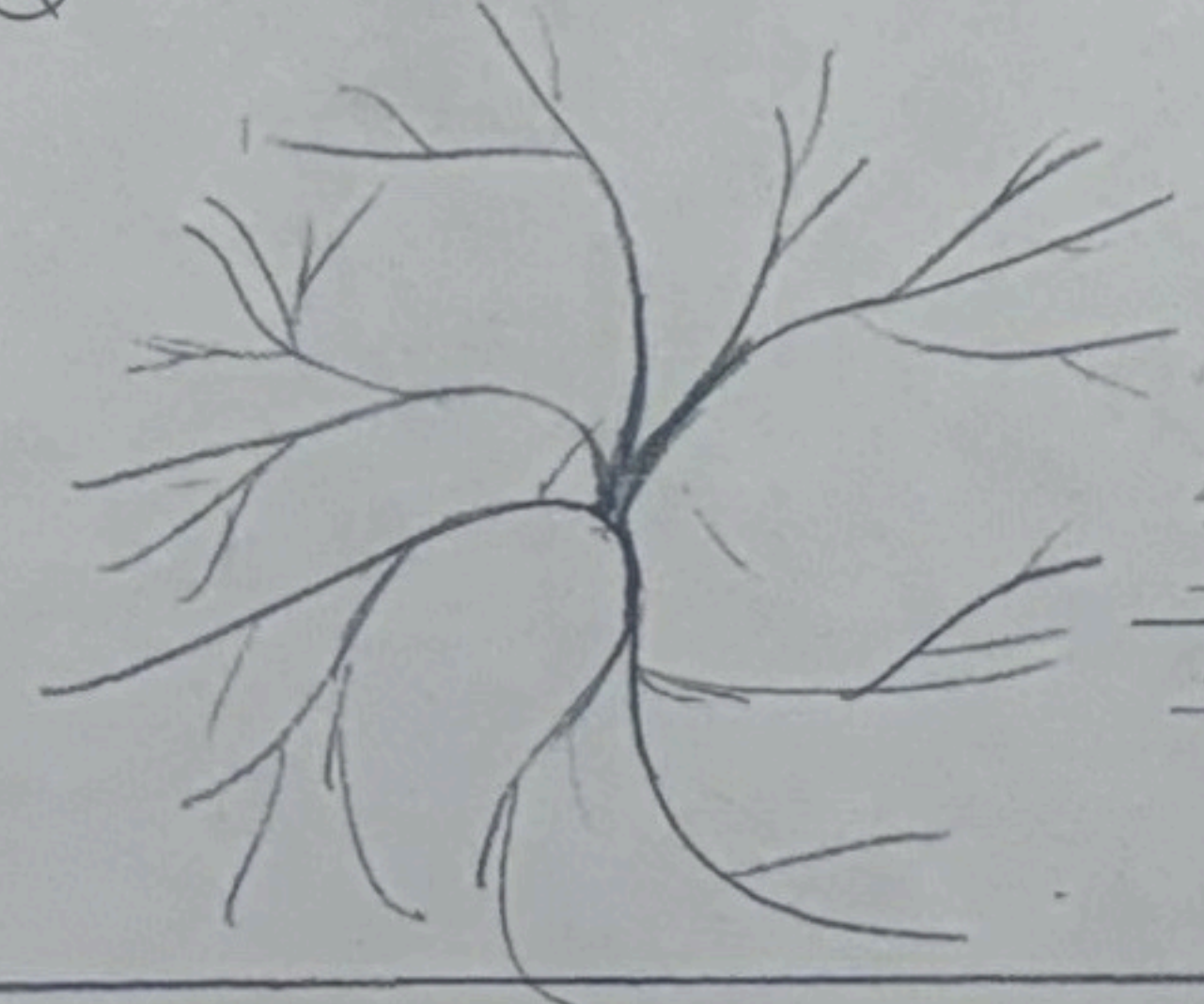


ADD PARK SEATING

REMOVE ALL HEMLOCKS

REMOVE DECLINING SHRUBS

SMOOTH AND RESEED PERIMETER



HIGHLAND AVE

QUERCUS SHUMARDII 23" CAL
TOLE, IRRIGATION, ELECTRICAL
NEIGHBOR INFORMATIONAL KIOSK

HANDICAP ENTRY AREA - FUTURE

MEADOW ST

RELOCATE 48Y

GROUP OF SMALL FLOWERING TREES
10'-25'-16-DOGWOOD - CLOUD NINE
FLOWERING CHERRY CULTIVAR

January 2026

Monthly

MAINTENANCE DEPARTMENT QUARTERLY REPORT

DATE	CODE	FACILITY	MAINT 010	PLMB 020	ELECT 030	MECHAN 040	CONST 050	PUB SERV 060	TOTAL HOURS
	106	GREENWAY	✓						4
	120	CITY HALL	✓			✓			5
	121	AQUATIC	✓		✓	✓	✓		268
	122	MULBERRY REC	✓		✓	✓			35
	122	OPTIMIST PARK							
	123	MLK	✓	✓		✓			11
	124	WEST END							
	129	CABINET SHOP	✓						4
	130	BROY PARK BDGS	✓						7
	131	WATER DEPT							
	132	GARDEN SHED	✓		✓				6
	920	BLACKBERRY FEST							
	312	TRAINING							
	250	VEHICLE SERV	✓						3
	260	MAINTENANCE	✓			✓			6
	264	PUBLIC SERV							
	270	PUBLIC WORKS			✓			✓	19
	280	HOGWALLER							
	300	STREETSCAPE							
	310	LAW ENFORCEMENT	✓						2
	321	SCULPTURE							
	340	CENTRAL FIRE	✓	✓	✓	✓			51.25
	341	FIRE STATION #2		✓					24
	342	FIRE STATION #3	✓	✓	✓				53
	357	RAILROAD							
	360	WILSON PARK							
	362	BROY PARK GROUNDS							
	363	LHS GYM	✓			✓			4
	364	POTTERY CLASS	✓						2
	367	COOK STADIUM							
	513	SNOW	✓					✓	60
	440	NEWS SCULPTURE							
	510	STREET DEPT							
	512	TRAFFIC LIGHTS							
		WETLANDS							
	580	SHOOTING RANGE							
	583	STAGE							
	710	SANITATION							
	740	BLUE RIDGE CEM	✓			✓			2
	741	BELLEVIEW CEM							
	901	EVCS							
	920	MAIN STREET	✓		✓			✓	156
	920	BBQ FESTIVAL							
	6130	SOCCER COMPLEX	✓						4

VAC

16

COMP

32

sick

33.75

HOLIDAY

80

Total

PL

TOTAL

888 hrs

0

February 2026

Monthly Report 38

MAINTENANCE DEPARTMENT QUARTERLY REPORT

DATE	CODE	FACILITY	MAINT 010	PLMB 020	ELECT 030	MECHAN 040	CONST 050	PUB-SERV 060	TOTAL HOURS
	106	GREENWAY							
	120	CITY HALL	✓			✓			32
	121	AQUATIC	✓	✓	✓	✓	✓		244.5
	122	MULBERRY REC	✓	✓		✓			61
	122	OPTIMIST PARK							
	123	MLK	✓						10
	124	WEST END							
	129	CABINET SHOP							
	130	BROY PARK BDGS							
	131	WATER DEPT		✓					9
	132	GARDEN SHED							
	920	BLACKBERRY FEST							
	312	TRAINING							
	250	VEHICLE SERV				✓			4
	260	MAINTENANCE	✓				✓		83
	264	PUBLIC SERV							
	270	PUBLIC WORKS							
	280	HOGWALLER							
	300	STREETSCAPE							
	310	LAW ENFORCEMENT	✓	✓					24
	321	SCULPTURE							
	340	CENTRAL FIRE	✓		✓	✓			16
	341	FIRE STATION #2		✓					12
	342	FIRE STATION #3			✓				45
	357	RAILROAD							
	360	WILSON PARK							
	362	BROY PARK GROUNDS							
	363	LHS GYM	✓				✓		70
	364	POTTERY CLASS							
	367	COOK STADIUM							
	513	SNOW	✓					✓	74
	440	NEWS SCULPTURE							
	510	STREET DEPT							
	512	TRAFFIC LIGHTS	✓		✓				10
		WETLANDS							
	580	SHOOTING RANGE							
	583	STAGE							
	710	SANITATION							
	740	BLUE RIDGE CEM							
	741	BELLEVIEW CEM							
	901	EVCS							
	920	MAIN STREET	✓		✓			✓	43
	920	BBQ FESTIVAL							
	6130	SOCCER COMPLEX							

VAC

24.5

COMP

11

sick

31.5

HOLIDAY

Total

PL 8

TOTAL

812.5

0

March 2026

Monthly Report_{39T}

MAINTENANCE DEPARTMENT QUARTERLY REPORT

DATE	CODE	FACILITY	MAINT 010	PLMB 020	ELECT 030	MECHAN 040	CONST 050	PUB-SERV .060	TOTAL HOURS
	106	GREENWAY							
	120	CITY HALL	✓	✓	✓				17
	121	AQUATIC	✓	✓	✓	✓			79
	122	MULBERRY REC	✓	✓	✓	✓	✓		93
	122	OPTIMIST PARK							
	123	MLK	✓		✓				24
	124	WEST END	✓						2
	129	GABINET SHOP							
	130	BROY PARK BDGS	✓		✓				23
	131	WATER DEPT			✓				14
	132	GARDEN SHED							
	920	BLACKBERRY FEST							
	312	TRAINING							
	250	VEHICLE SERV	✓	✓					4
	260	MAINTENANCE	✓	✓		✓			31
	264	PUBLIC SERV							
	270	PUBLIC WORKS							
	280	HOGWALLER							
	300	STREETSCAPE							
	310	LAW ENFORCEMENT	✓		✓			✓	38
	321	SCULPTURE							
	340	CENTRAL FIRE							
	341	FIRE STATION #2							
	342	FIRE STATION #3	✓	✓		✓			34
	357	RAILROAD							
	360	WILSON PARK							
	362	BROY PARK GROUNDS	✓					✓	14
	363	LHS GYM	✓		✓		✓		63.5
	364	POTTERY CLASS							
	367	COOK STADIUM	✓	✓					29
	513	SNOW							
	440	NEWS SCULPTURE							
	510	STREET DEPT	✓	✓	✓		✓		56
	512	TRAFFIC LIGHTS			✓				14
		WETLANDS							
	580	SHOOTING RANGE							
	583	STAGE							
	710	SANITATION					✓		28
	740	BLUE RIDGE CEM							
	741	BELLEVUE CEM							
	901	EVCS							
	920	MAIN STREET	✓	✓	✓			✓	15
	920	BBQ FESTIVAL							
	6130	SOCCER COMPLEX	✓						1

VAC

COMP

8

Sick

116.5

HOLIDAY

Total

PL

TOTAL

704 hrs

0

CITY OF LENOIR
LAKE RHODHISS WATER TREATMENT FACILITY
QUARTERLY REPORT
January, February, March - 2026

	RAW WATER TREATED	FINISHED WATER PUMPED
TOTAL:	567.5 MG	564.8 MG
DAILY AVERAGE:	6.305 MG	6.276 MG
TOTAL FILTER WASH WATER USED: 9.49 MG (1.6% OF TOTAL)		
AVERAGE HOURS PLANT OPERATED PER DAY: 23.4 hours		

PHYSICAL AND CHEMICAL ANALYSES
Quarterly Averages

Temperature	9.3 °C	Manganese	0.007 mg/L
Turbidity	0.040 NTU	Iron	0.014 mg/L
pH	7.01	Fluoride	0.64 mg/L
Carbon Dioxide	7.43 mg/L	Chlorine	1.40 mg/L
Alkalinity	16.4 mg/L	Hardness	21.0 mg/L
Absent of Coliform bacteria for every day of the first quarter of 2026.			

MG = Million Gallons

mg/L= milligrams per Liter or parts per million

SUBMITTED BY: Kevin Matheson-Water Treatment Superintendent

Lenoir Business Advisory Board Meeting
Meeting Minutes
02/12/2026

Meeting Attendance

Board Members PRESENT	Board Members ABSENT	Members/Ex-Officio PRESENT	Ex-Officio Members ABSENT
1. Mark Transou-Chair	1. Sean Williams	1. Brenda Floyd	1.
2. Glenda Wilson	2. Tyler Reese	2. Joe Gibbons	2.
3. Amy Adams	3. Darin McKinney	3. Scott Hildebran	
4. Dana Clark	4.		
5. Tim Biddix-Vice Chair			
6. John Moore			
7. Margaret Forney			

Staff Members PRESENT	
1. Kim Staines	Ashley Smith

Mark Transou called the meeting to order, quorum was present.

Approval of Minutes

- o Dana Clark made a motion to accept the January 8, 2026 minutes, seconded by Glenda Wilson, which was voted on and passed unanimously.

Report from Grants Committee

BUILD Grant

- o Dana Clark reported the Hamilton Wall renovations at 118 H. Lewis Price Street are complete.

Lenoir Main Street Committee Update/Events

- o Hearts Downtown (Feb).
- o Mainstreet Conference (March).
- o Bootleggers 100/ Bicycle Festival (April 18).
- o Lenoir Dog Days (May)
- o Clocktower project still underway
- o Merchant Mingle held once a month
- o DLDA mural project update given by Glenda Wilson

Updates from City Manager, Scott Hildebran and Mayor Gibbons

- o Wayfinding Signs underway 15 of 54 placed
- o Four Gateway Signs approved by council will be placed late spring early summer
- o Aquatic Center Improvements
- o Veteran Project Improvements
- o Hospital Ave Sidewalk
- o The Campus Project underway
- o Finely/Water Tower Improvements
- o New downtown police officer is Elsie Alward
- o Non-Residential Building & Structure Code Ordinance adopted 1.20.26
- o Caldwell Memorial Hospital Addition
- o Apartment Plans 321 (Palisades of Lenoir)

- Caldwell Arts Council renovation to W.E. Shaw building
- Plans still underway for America 250
- Black History Month (Feb) events

Next meeting will be March 12, 2026

Meeting adjourned.

Lenoir Tourism Development Authority
Meeting Minutes
12/05/2025

Meeting Attendance

Board Members PRESENT	Board Members ABSENT	Ex-Officio Members PRESENT	Ex-Officio Members ABSENT
1. Dana Clark-Chair	1. Glenda Wilson	1. Joe Gibbons	
2. Karin Davidson	2. Matt Underwood	2. Scott Hildebran	
3. Jesse Plaster		3. Donna Bean	
4. Angela Johnson			
Board Members PRESENT-VIRTUAL			
1. Julie Bentley			
2. Kimberly Edmisten			

Staff Members PRESENT	
1. Kim Staines	3. Joshua Harris
2. Brenda Floyd	

Guest/Public- Virtual	
1. Casey Hough-Compass Group	

Chair Dr. Dana Clark called the meeting to order. Quorum present.

Approval of Minutes

Jesse Plaster made a motion to accept the August 7, 2025, September 25, 2025 and October 9, 2025 minutes with correction of board member name, seconded by Angela Johnson, which was voted on and passed unanimously.

Financials

- Finance Director Donna Bean presented the financial report for the LTDA which included a fund balance of \$469,672.61 with \$102,617.62 in revenues, \$28,359.92 in expenditures and \$166,874.51 allocated. The total amount obligated is \$233,982.20 with a remaining amount of \$235,690.41.
- Donna Bean requested funding for lawyer fees of \$1,050.
Angela Johnson made motion to approve, seconded by Karin Davidson, which was voted upon and passed unanimously.
- Donna Bean requested funding for Security Bond in the amount of \$1447.50.
Karin Davidson made motion to approve, seconded by Angela Johnson, which was voted upon and passed unanimously.

Updates

- Mayor Joe Gibbons informed board that Matthew Underdown had given notice of resignation from LTDA and LBAB Boards. Replacement will be made.

- Scott Hildebran gave update on Lenoir Campus, Wayfinding Signs and Lenoir Aquatic Center Projects.

Requests

- Casey Hough with Compass Media Group gave presentation on price packages for Integrated Marketing. Board discussed options. Currently using Digital Plan Option 2. Proposed Digital Plan Option 2 total \$65,830.
Kim Edmisten made a motion to continue with current option, seconded by Karin Davidson, which was voted upon and passed unanimously.
- Dana Clark requested board to approve registration of at least 3 board members to attend State Tourism Conference at Omni Grove Park Inn in Asheville March 16-18. \$6,600 allocated for conference.
Kim Edmisten made motion to approve, seconded by Jesse Plaster, which was voted upon and passed unanimously.
- Brenda Floyd requested funding for Time Well Spent project. The requested funds will support the remaining production and post-production time needed to complete the film for production use on the Clock Tower. The project cost will be \$4,800.
Angela Johnson made motion to approve, seconded by Jesse Plaster, which was voted upon and passed unanimously.
- Request of funding \$25,000 towards Lenoir Campus project of approved fund obligation.
Jesse Plaster made motion to approve, seconded by Kim Edmisten, which was voted upon and passed unanimously.
- Dana Clark requested \$7000 to be funded for NC Tourism Research Board increased from \$5500.
Jesse Plaster made motion to approve, seconded by Karin Davidson, which was voted upon and passed unanimously.

Meeting adjourned.

Lenoir Tourism Development Authority
Meeting Minutes
04/14/2026

Meeting Attendance

Board Members PRESENT	Board Members ABSENT	Ex-Officio Members PRESENT	Ex-Officio Members ABSENT
1. Dana Clark-Chair	1. Karin Davidson	1. Joe Gibbons	
2. Glenda Wilson	2. Julie Bentley	2. Scott Hildebran	
3.	3. Angela Johnson	3. Donna Bean	
4.	4.		
Board Members PRESENT-VIRTUAL			
1. Jesse Plaster			
2. Kimberly Edmisten			

Staff Members PRESENT	
1. Kim Staines	
2. Brenda Floyd	

Guest/Public- Virtual	
1. Bryan Moore- President of The Caldwell Chamber	2. Hilda Granados-Business owner (City of Lenoir)

Chair Dr. Dana Clark called the meeting to order. A quorum was not present.

Approval of Minutes

Minutes from 12.5.25 will be approved at next scheduled meeting due to no quorum.

Financials

- Finance Director Donna Bean presented the financial report. There are three obligations that will need to be addressed at next meeting when quorum present which are Auditor & Lawyer, Hickory’s Visitor Guide and Gateway Signs.



Updates

- Glenda Wilson gave update on Downtown Mural Project.
- Brenda Floyd and Dana Clark gave update from Tourism Conference.
- Bryan Moore gave update from Caldwell Chamber of Commerce. Board will need to consider the renewal of Yadkin Valley Brochure.
- Scott Hildebran gave update on Lenoir Campus, Wayfinding Signs, Clock Tower, Water and Sewer Projects, Grant Funding Loan for Fire Truck and Lenoir Aquatic Center Projects.

Requests

- Scott Hildebran request Letter of Intent for Hickory Airport Project for \$10,000 with \$5,000 this fiscal period and \$5,000 next fiscal period. Will be voted on at next meeting since no quorum.

Meeting adjourned. Next meeting will be April 22, 2026

 <div style="text-align: center;"> City of Lenoir Financial Summary As of 3/31/2026 </div> 					
General Fund					
	2025-2026 Budget	3/31/2026	% of Budget	Change from Previous Year	3/31/2025
Total Revenue	\$ 25,241,845.00	\$ 21,916,272.96	87%	\$ 1,927,284.57	\$ 19,988,988.39
Expenditures	\$ 25,241,845.00	\$ 17,709,982.17	70%	\$ 653,691.86	\$ 17,056,290.31
Over/Under	\$ -	\$ 4,206,290.79		\$ 1,273,592.71	\$ 2,932,698.08
Downtown District					
	2025-2026 Budget	3/31/2026	% of Budget	Change from Previous Year	3/31/2025
Revenues	\$ 271,550.00	\$ 43,895.57	16%	\$ 909.59	\$ 42,985.98
Expenditures	\$ 271,550.00	\$ 217,568.71	80%	\$ (6,432.26)	\$ 224,000.97
Over/Under	\$ -	\$ (173,673.14)		\$ 7,341.85	\$ (181,014.99)
Water/Sewer Fund					
	2025-2026 Budget	3/31/2026	% of Budget	Change from Previous Year	3/31/2025
Revenues	\$ 11,963,721.00	\$ 9,416,320.00	79%	\$ 695,757.37	\$ 8,720,562.63
Expenditures	\$ 11,963,721.00	\$ 7,983,476.94	67%	\$ 841,239.61	\$ 7,142,237.33
Over/Under	\$ -	\$ 1,432,843.06		\$ (145,482.24)	\$ 1,578,325.30



City of Lenoir
Financial Summary By Department
As of 3/31/2026



General Fund						
	BUDGET	3/31/2026	3/31/2025	Difference	% OF BUDGET	
REVENUE						
PROPERTY TAXES	\$ 11,051,130.00	\$ 11,680,014.76	\$ 10,269,006.58	\$ 1,411,008.18	106%	
SALES TAX	\$ 6,341,600.00	\$ 4,147,923.26	\$ 3,892,827.12	\$ 255,096.14	65%	
FRANCHISE TAX	\$ 2,410,000.00	\$ 1,810,471.50	\$ 1,885,127.79	\$ (74,656.29)	75%	
SOLID WASTE FEE	\$ 1,111,000.00	\$ 844,357.01	\$ 812,280.00	\$ 32,077.01	76%	
OTHER	\$ 4,328,115.00	\$ 3,433,506.43	\$ 3,129,746.90	\$ 303,759.53	79%	
TOTAL	\$ 25,241,845.00	\$ 21,916,272.96	\$ 19,988,988.39	\$ 1,927,284.57	87%	
EXPENDITURES						
LEGISLATIVE	\$ 417,895.00	\$ 205,374.66	\$ 176,569.68	\$ 28,804.98	49%	
ADMINISTRATIVE	\$ 978,543.00	\$ 696,641.39	\$ 744,906.96	\$ (48,265.57)	71%	
FINANCE	\$ 1,045,766.00	\$ 597,372.70	\$ 553,264.60	\$ 44,108.10	57%	
PLANNING	\$ 571,876.00	\$ 448,637.16	\$ 321,247.96	\$ 127,389.20	78%	
POLICE	\$ 8,092,222.00	\$ 6,173,531.12	\$ 5,733,026.21	\$ 440,504.91	76%	
FIRE	\$ 6,265,816.00	\$ 3,958,954.41	\$ 3,810,137.51	\$ 148,816.90	63%	
RECREATION	\$ 1,700,504.00	\$ 1,244,954.38	\$ 1,400,914.35	\$ (155,959.97)	73%	
PUBLIC WORKS						
Administrative	\$ 301,040.00	\$ 309,067.10	\$ 181,051.93	\$ 128,015.17	103%	
Cemetery & Grounds	\$ 1,242,833.00	\$ 1,056,826.52	\$ 962,124.85	\$ 94,701.67	85%	
Building Maintenance	\$ 461,039.00	\$ 348,984.96	\$ 393,534.78	\$ (44,549.82)	76%	
Sanitation	\$ 1,531,540.00	\$ 1,118,608.48	\$ 829,603.18	\$ 289,005.30	73%	
Streets	\$ 2,281,934.00	\$ 1,324,412.78	\$ 1,700,931.96	\$ (376,519.18)	58%	
Vehicle Services	\$ 350,837.00	\$ 226,616.51	\$ 248,976.34	\$ (22,359.83)	65%	
TOTAL	\$ 25,241,845.00	\$ 17,709,982.17	\$ 17,056,290.31	\$ 653,691.86	70%	
OVER/UNDER	-	\$ 4,206,290.79	\$ 2,932,698.08	\$ 1,273,592.71		
Downtown District						
	BUDGET	3/31/2026	3/31/2025	Difference	% OF BUDGET	
TOTAL REVENUES	\$ 271,550.00	\$ 43,895.57	\$ 42,985.98	\$ 909.59	16%	
TOTAL EXPENDITURE	\$ 271,550.00	\$ 217,568.71	\$ 224,000.97	\$ (6,432.26)	80%	
OVER/UNDER	-	\$ (173,673.14)	\$ (181,014.99)	\$ 7,341.85		
Water/Sewer Fund						
	BUDGET	3/31/2026	3/31/2025	Difference	% OF BUDGET	
REVENUE						
WATER SALES	\$ 7,500,043.00	\$ 5,819,045.01	\$ 5,766,970.08	\$ 52,074.93	78%	
SEWER SALES	\$ 3,694,678.00	\$ 3,023,145.61	\$ 2,668,494.82	\$ 354,650.79	82%	
CAPITAL RESERVE	\$ 1,300,000.00			\$ -		
OTHER	\$ 769,000.00	\$ 574,129.38	\$ 285,097.73	\$ 289,031.65	75%	
TOTAL REVENUES	\$ 13,263,721.00	\$ 9,416,320.00	\$ 8,720,562.63	\$ 695,757.37	71%	
EXPENDITURES						
ADMIN & ENGINEERING	\$ 563,036.00	\$ 310,839.22	\$ 680,884.82	\$ (370,045.60)	55%	
WATER RESOURCES	\$ 446,702.00	\$ 330,496.41	\$ 319,180.13	\$ 11,316.28	74%	
RHODISS PLANT	\$ 2,717,859.00	\$ 1,499,899.44	\$ 1,560,865.55	\$ (60,966.11)	55%	
WATER DISTRIBUTION	\$ 2,942,820.00	\$ 1,923,920.87	\$ 1,876,613.75	\$ 47,307.12	65%	
WASTEWATER COLLECTION	\$ 3,126,772.00	\$ 1,783,519.45	\$ 865,438.65	\$ 918,080.80	57%	
WASTEWATER PRETREATMENT	\$ 197,139.00	\$ 141,660.85	\$ 128,634.43	\$ 13,026.42	72%	
GUNPOWDER WASTEWATER PL	\$ 899,194.00	\$ 493,778.83	\$ 485,381.44	\$ 8,397.39	55%	
LOWER CREEK WASTEWATER PL	\$ 2,370,199.00	\$ 1,499,361.87	\$ 1,225,238.56	\$ 274,123.31	63%	
TOTAL EXPENDITURE	\$ 13,263,721.00	\$ 7,983,476.94	\$ 7,142,237.33	\$ 841,239.61	60%	
OVER/UNDER	-	\$ 1,432,843.06	\$ 1,578,325.30	\$ (145,482.24)		

March 2026 Communication Report



By Joshua Harris, Communication & Public Information Director

4/6/2026

CONTENT CREATION

News Releases

2

Photos

63

Videos

2

Web Updates

40

Podcast/Radio

Social Posts

114

Q&A

30

eSign

1

Council

2

Committees

PUBLIC ENGAGEMENT

Website Total Views

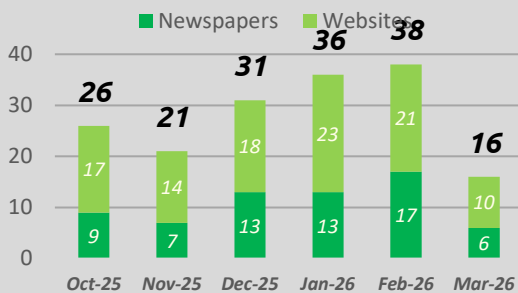
39,835

+/-
-5.8%

Website Top Pages

- 1 *Payment Options*
- 2 *Jobs*
- 3 *Water & Sewer*
- 4 *Property Taxes*
- 5 *LAFC*
- 6 *Search*
- 7 *Agenda Center*
- 8 *Police*
- 9 *Google Announces New, Two-Yr*

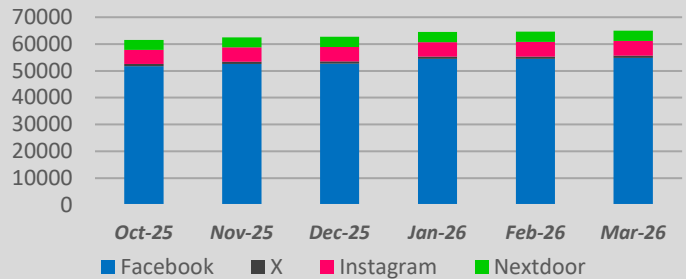
Media Coverage



Social Followers

Total
65,896 +/-
0.62%

New this month
408



Social Engagement

	Total	+/-
Reach	391,136	-63.7%
Engagement	4,670	-66.4%
Posts	114	-26.5%

Video Views

8,796

Watch Time Hrs

251.3

	Views	Hours
Facebook	7,503	71.0
YouTube	1,285	180.3

News Releases

2

- 3/17** Google Announces New, Two-Year \$1 Billion Investment in North Carolina
3/30 Families asked to clear graves before April 1

Photos

63

<i>Date</i>	<i>#</i>	<i>Subject</i>	<i>Date</i>	<i>#</i>	<i>Subject</i>
3/6	27	Top-Coat and Dagger Ribbon Cutt			
3/9	5	Google expansion announcement			
3/11	7	L AFC renovations			
3/11	4	Lenoir 175 banner			
3/17	13	City Council Main Street Champions Parks and Public Properties			
3/19	7	hospital avenue sidewalk project			

Photos

63



Top Coat & Dagger Ribbon Cutting



Google Expansion Announcement



Google Expansion Announcement



LAFC Renovations



Lenoir 175 Logo Banner



Parks & Public Properties Main Street Champions

Social Posts 114

Top Facebook

#1 City

#2 Police

#3 Parks

#4 Fire

#5 DwnTwn



Congratulations to Top Coat and Dagger Nail...

Mon Mar 9, 9:35am

👁️ 58.7K ❤️ 281
👍 38 ➡️ 46



We would like to recognize and honor...

Thu Mar 19, 3:42pm

👁️ 41.1K ❤️ 483
👍 182 ➡️ 30



Annual easter egg hunt this weekend @...

Mon Mar 23, 3:43pm

👁️ 32.1K ❤️ 98
👍 14 ➡️ 74



How many firefighters does it take to chang...

Fri Mar 13, 8:25pm

👁️ 6.1K ❤️ 63
👍 5 ➡️ 4



The DLDA is looking for 4 artists to...

Mon Mar 2, 3:19pm

👁️ 5.7K ❤️ 22
👍 3 ➡️ 20

Top X

City of Lenoir, NC · Mar 24, 2026

69

0

0

0



The Lenoir Bicycle Festival is next month on Saturday, April 18, 2026, in Downtown Lenoir! We already have ...

City of Lenoir, NC · Mar 19, 2026

41

0

0

0



Contractors poured the first sections of the new sidewalk on Hospital Avenue! The project was identified as a priority...

Top Instagram

#1 City

#2 City



Congratulations to Top Coat and Dagger Nail...

Mon Mar 9, 9:38am

👁️ 2.0K ❤️ 67
👍 1 ➡️ 13

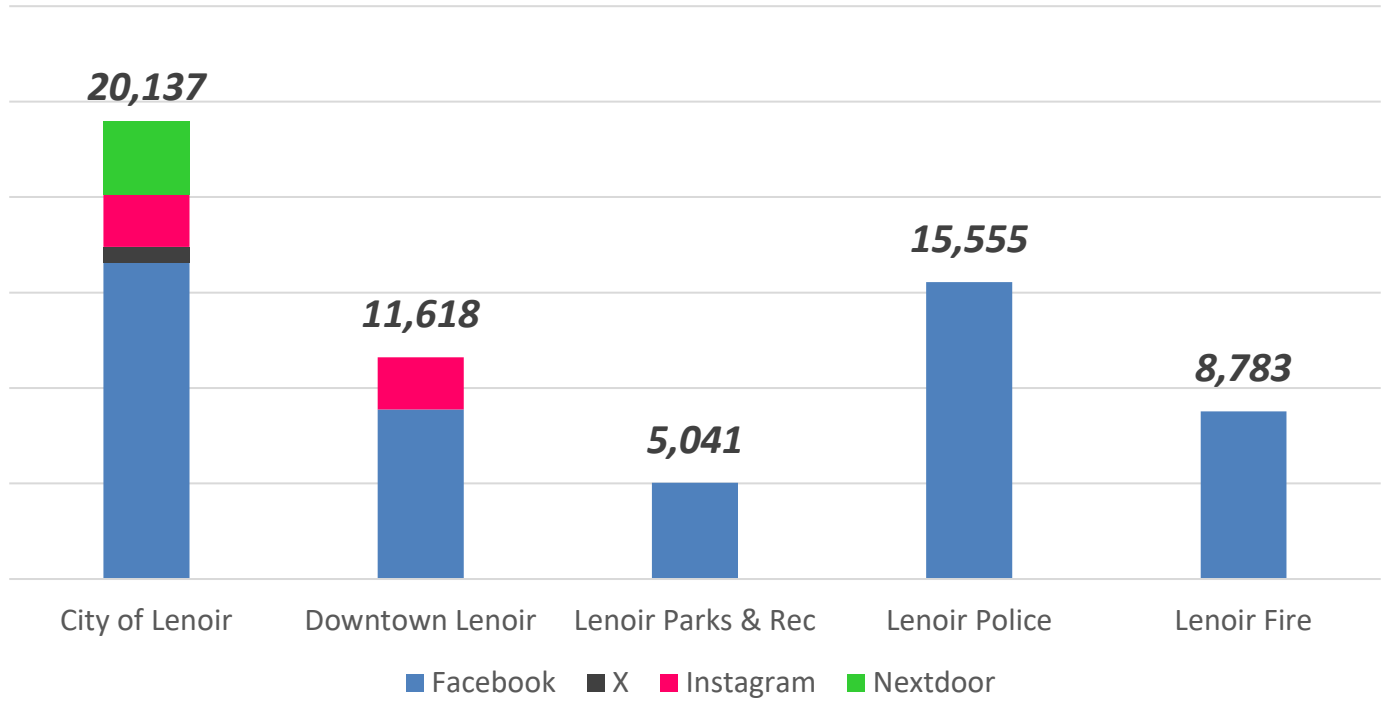


Contractors poured the first sections of the...

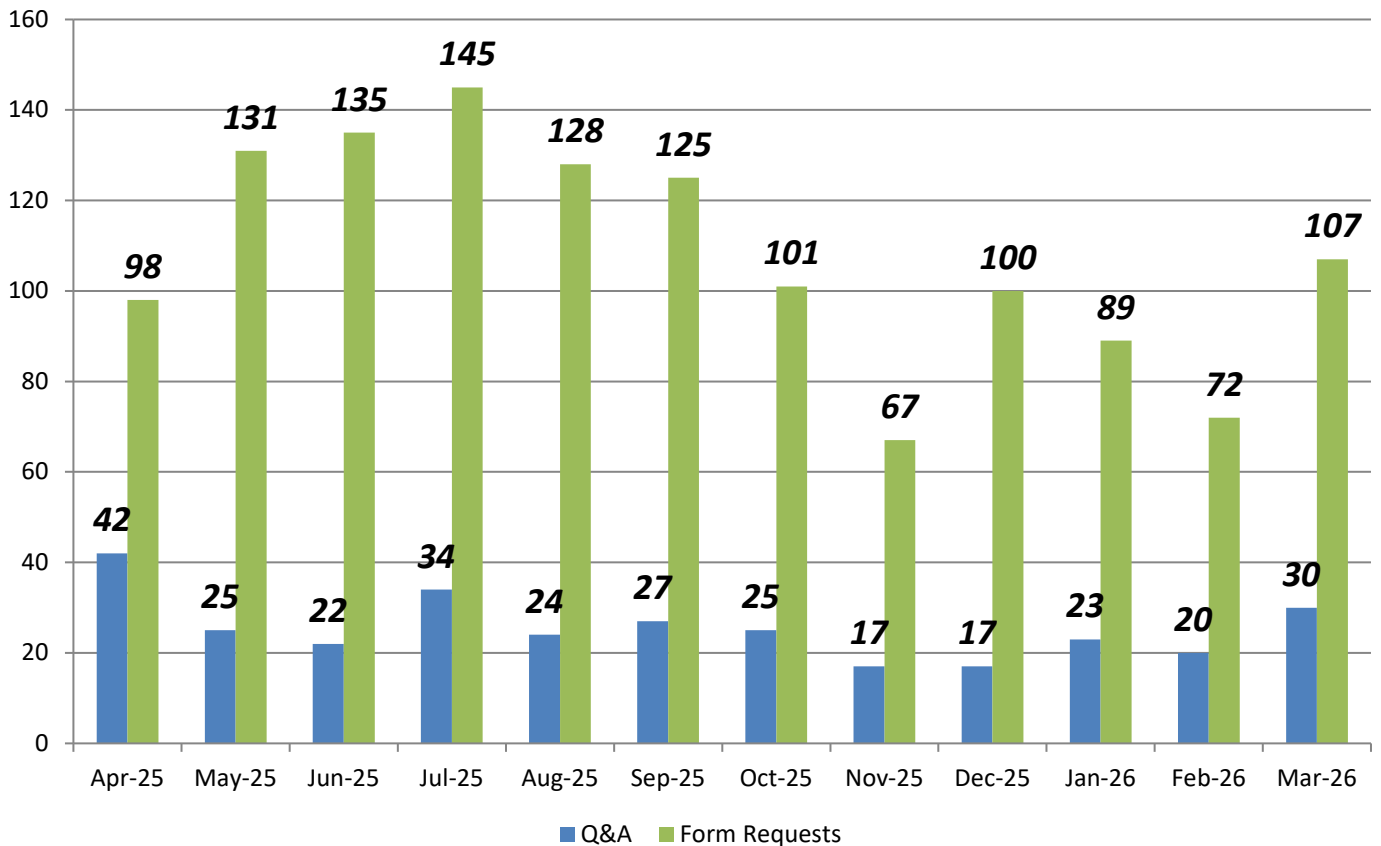
Thu Mar 19, 10:00am

👁️ 867 ❤️ 23
👍 0 ➡️ 0

Social Comparison



Questions & Form Requests



Q&A

30

My name is Kandice, and I am doing some due diligence for a property of interest at 901 Ashe Ave NW, Lenoir, NC, which I understand is 311 Glendale st NW Lenoir NC, Stabling/pasturing livestock or 5+ chickens, Too close to house according to ordinance. One rooster in yard. I just wanted to say that the city council and city employees did an amazing job addressing and dealing with that crazy man last night. A water truck pushed sand from road into my driveway into my French drain which is now blocked with sand from snow and ice cover. Address: 2716 Fairwood Drive, Stabling/pasturing livestock or 5+ chickens

434 Rankin ST. Lenoir NC, Noise complaints, Breeding dogs ("puppy mills"), Dog(s) changed outside bark all night until day break @ 7:00 AM. Address: Fair wood Drive Hudson NC, Stabling/pasturing livestock or 5+ chickens

2116 Walt arney road Lenoir nc, Rodent infestation

Requesting stop sign and or speed bump mid street level. cars come down fast and we have small kids and animals, 2414 & 2415 Greenwood Drive. Address: 434 Rankin ST, Lenoir NC, Dog barks all night until early morning. Residents do nothing to quite it. This is starting to be a serious problem. I am writing to report a street light that is currently out on city property.

1611a valwood place lenoir nc 28645, There is multiple families that live at the address there is no power and hasn't been any power for weeks. Address: 412 Forest Pl NW Lenoir NC, Junk/abandoned vehicles, Too many vehicles in yard

640 Pennton Avenue, SW at the midpoint of back yard at fence line. We placed raised bed gardens at that point to block our pets from getting in. Address: 809, 811A, 813 Severt Corcle, Overhanging bamboo live and dead that blocks the street with rodents and bats lots of overgrowth and clutter. Interested in any new site plans or plans that may have been submitted for the Google project. Is there any new construction being planned?

I am writing to request access to any body camera footage, incident reports, and investigative records related to the case involving traffic stop at 423 Forest Pl nw Lenoir, No grading permit

1426 Overlook Dr., Dog constantly barks while it is outside, either at us or just nothing, waking us up and disturbing our peace. EVERETT. Address: Cedar hills apt, Noise complaints

Hello, my name is Justice. I work at A New Beginning children's learning center in hudson. We are looking to plan some pool day field trips. Address: Road kill deer carcass that has been there about 3 months now in the ditch. Problem is the buzzards have grown in excess of 50 at a time. Hello. I hope this email finds you well. I'm interested in being my own General Contractor (GC) in building a residential home for myself. Address: Cedar hills townhouse apt 1045 b, Noise complaints

Trash all along the side of the road and in the front yard everywhere, 1346 Overlook Drive

Greenway classroom is in despair. One table is severely damaged posing a safety hazard. The enclosures are damaged with sharp edges. Address: 1346 Overlook Dr SW Lenoir NC, Excessive amounts trash and debris among the yard and in the house. There is an infant living in this area. Address: Fairgrounds, Noise complaints

Where do I send a donation to Parks and Rec in memory of my cousin Ricky Pierce? Can I do it online? Thank you.

508 Connelly Springs Rd. SW Lenoir, Overgrowth of grass, weeds, Outdoor storage/accumulation junk or trash, Trash and debris, Other



May 2026



Sun	Mon	Tue	Wed	Thu	Fri	Sat
					1	2
3	4 6:00 p.m. City Council	5 NCLM-City Vision Conference	6 NCLM-City Vision Conference	7 NCLM-City Vision Conference National Day of Prayer	8	9 Lenoir Dog Day
10	11 Noon-City/County Services Committee Planning Board 5:30 p.m.	12 8:15 a.m. Economic Dev. Adv. Committee (Civic Center)	13	14 2:00 p.m. ABC Board 6:00 p.m. LBAB (City Hall, 3rd Floor)	15	16 Bloom Blast
17	18	19 6:00 p.m. City Council	20 9:00 a.m. Staff Mtg	21 6:00 p.m. Budget Work Session (City Hall, 3rd Floor)	22	23
24 Memorial Day Celebration	25 City Offices Closed in Observance of Memorial Day	26 8:30 a.m. Committee of the Whole (City Hall, 3rd Floor)	27 Noon-Foothills Regional Airport Authority	28 6:00 p.m. Budget Work Session (City Hall, 3rd Floor) <i>*If Necessary</i>	29 Neon Night Ride	30
31						

City of Lenoir
P.O. Box 958
Lenoir, N.C. 28645
www.cityoflenoir.com
757-2200 / 757-2162 fax

Joseph L. Gibbons, Mayor
Scott E. Hildebran, City Manager
Lauren Hartley, City Clerk